

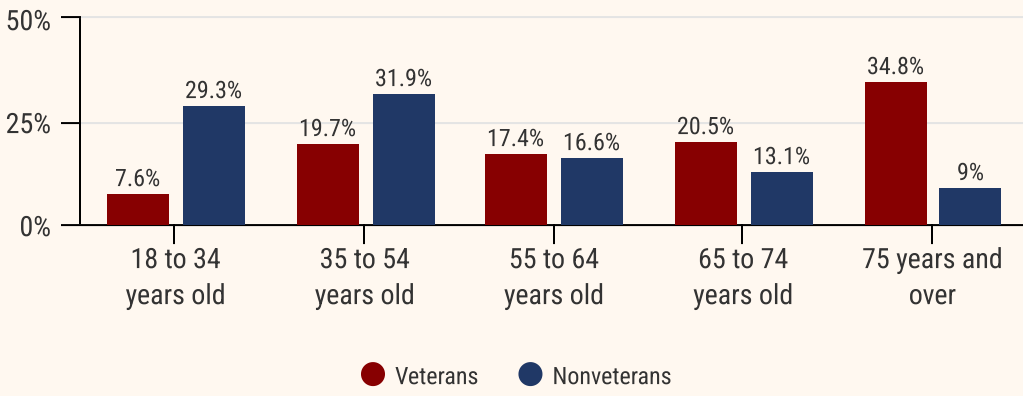
Veterans Day

New York State



Veterans Day is a day to honor those who served their country during war or peacetime. These facts are about Veterans 18 years and older in New York State, as we celebrate Veterans Day on November 11, 2024

New York State's Veterans



90.8%
of Veterans
are male

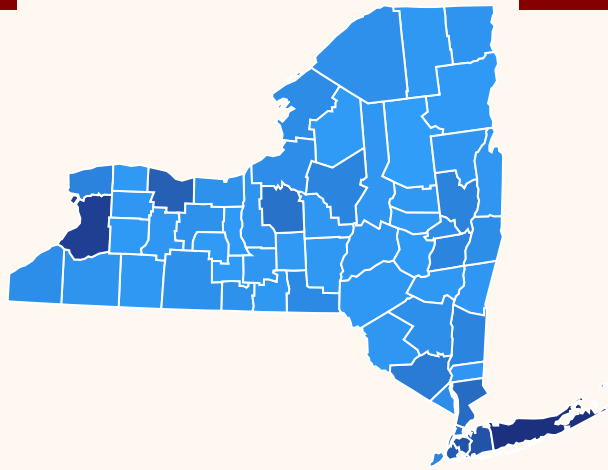
511,618
male Veterans in New York State



almost **1 in 10**
Veterans are female

51,782
female Veterans

NYS Counties with the Largest Number of Veterans



Suffolk County
56,257

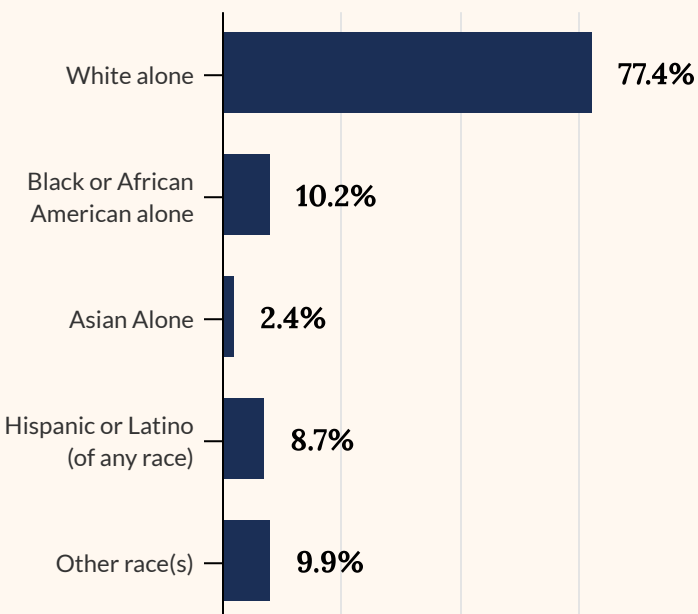
Erie County
49,769

Queens County
41,318

Nassau County
38,039

Source: 2017-2021 5-Year ACS Estimates, Table S2101

Veterans by Race/Ethnicity



Note: Percentages do not sum to 100% because Hispanics/Latinos may be of any race. Other race(s) includes: American Indian and Alaska Native alone, Some other race alone, and Two or more races. Native Hawaiian and Other Pacific Islander and Alone and More Detailed Asian categories are not available.

Median Income by Veteran Status and Gender



\$51,445

Male Veteran



\$50,790

Male Nonveteran

\$45,908

Female Veteran

\$36,596

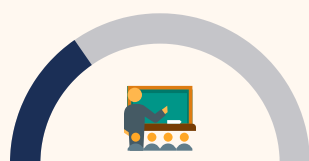
Female Nonveteran

Education Attained by NYS Veterans 25 and over



6.1%

Less Than High School Graduate



30.7%

High School Graduate/
Equivalency



33.9%

Some College
or Associate's
Degree



29.4%

Bachelor's Degree
or Higher

Source: American Community Survey 2023 1-Year Estimates, Table S2101 (most recent available as of 11/2024)