

# Overview of Annual Business Survey Program

June 04, 2024

**Concepcion Arenas – U.S. Census Bureau**  
Survey Statistician  
Business Owners Branch  
Economic Reimbursable Surveys Division



# Annual Business Survey Background

- Sponsored by the National Science Foundation's (NSF) National Center for Science and Engineering Statistics (NCSES)
- Annual collection
- Published data from 2017 – 2021
  - Finished collection for 2022 in December
  - First look released in January
- Mandatory under Title 13
- Replaces content from other surveys
  - Survey of Business Owners (SBO)
  - Annual Survey of Entrepreneurs (ASE)
  - Business R&D and Innovation Survey for Microbusinesses (BRDI-M)
  - Innovation part of the Business R&D and Innovation Survey (BRDIS)

# Annual Business Survey Data Overview 1

- 2022 ABS covers data year 2021
  - DRB approval number: CBDRB-FY23-0479
- Covers firm count, owner count, sales, number of employees, and payroll by race, ethnicity, veteran status, and sex, as well as various business and owner characteristics changing every year
  - ABS also publishes this data by employment size, receipts size, and years in business
  - As of 2021 ABS, Rural and Urban Classification
- National, State and MSA level statistics, with 2-4 digit NAICS
  - 2-6 digits NAICS and CSA, MD, county, and place for the 2018 and 2023 ABS

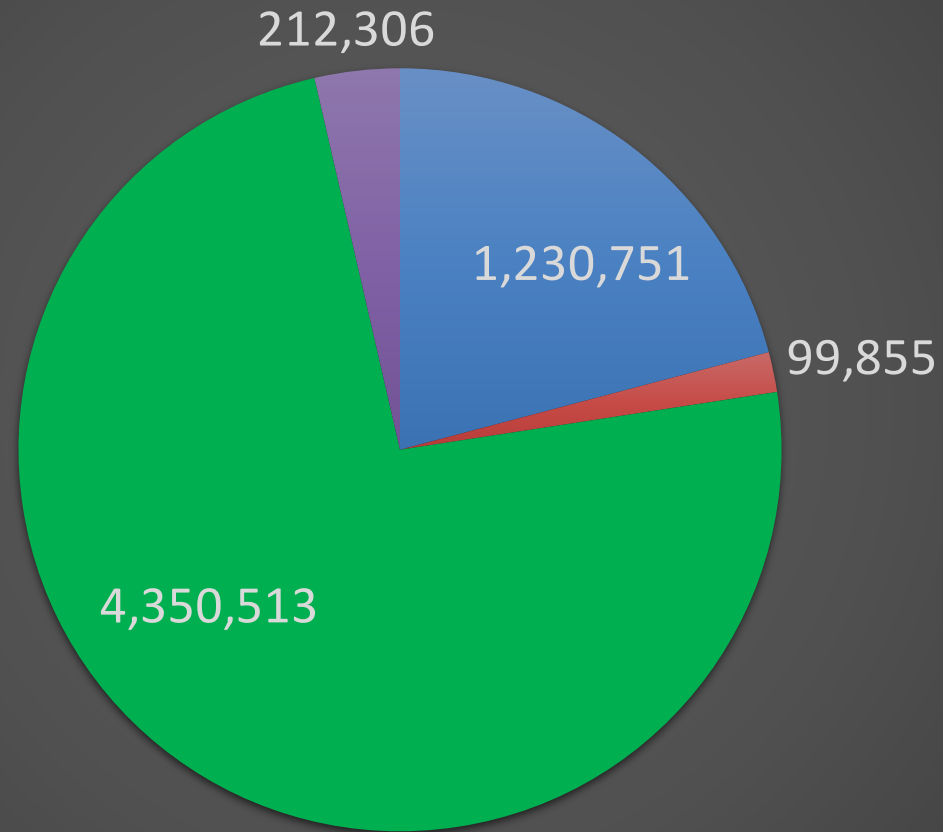
# Annual Business Survey Data Overview 2

- Frequency
  - Annual releases
  - 2022 ABS released in November
  - 2023 ABS recently finished collection and will be released in the fall
- Data sets
  - Company Summary (CS), Characteristics of Businesses (CB), Characteristics of Business Owners (CBO), Module Characteristics of Businesses (MCB)
  - This year's module: Financing and effects of the Coronavirus on employer firms
- Examples
  - CB: Family-owned, customers served
  - CBO: Year business acquired, age of owner
  - MCB: Effect of coronavirus on business sales, financial health of the business
- Accessing the data:
  - <https://www.census.gov/programs-surveys/abs/data.html>

# Definitions

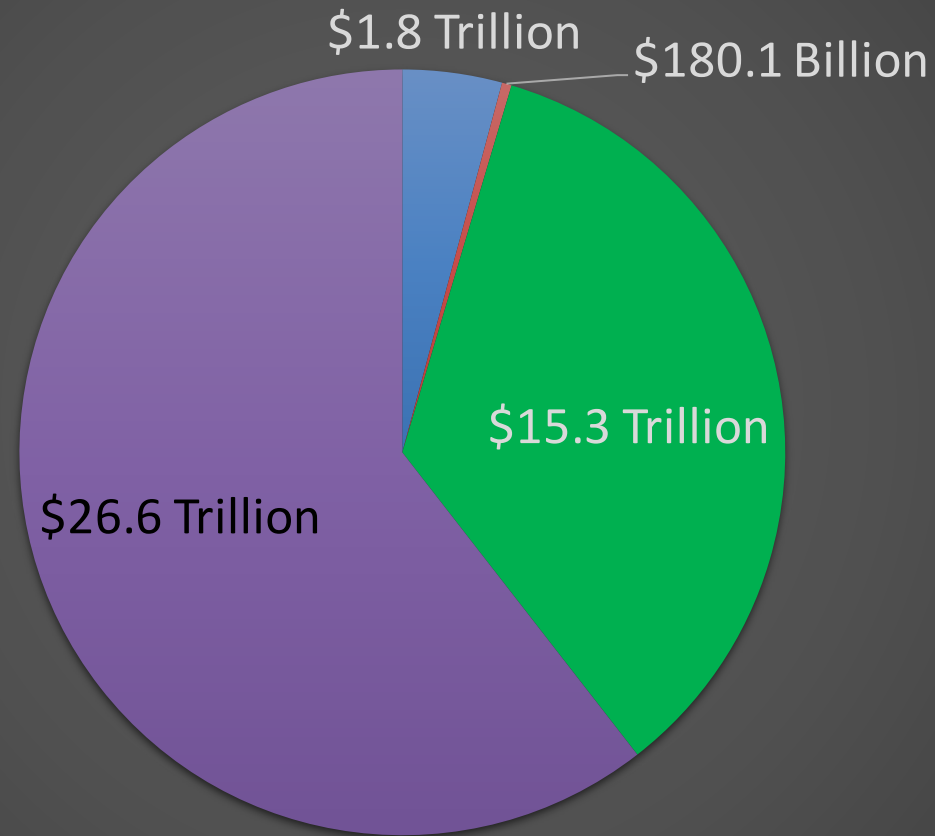
- **Minority:** Firms classified as any race and ethnicity combination other than non-Hispanic and White
- **Unclassifiable:** Firms not classifiable by sex, ethnicity, race, and veteran status
- **NAICS (North American Industry Classification System):** a system of two to six digit codes used in business to classify the industry to which a company belongs.
  - 2-4 digit NAICS in 2019-2022 ABS, 2-6 in the 2018 and 2023 ABS
  - 62 – Health Care and Social Assistance
  - 623210 – Residential, Intellectual, and Developmental Disability Facilities
  - [North American Industry Classification System \(NAICS\) U.S. Census Bureau](#)

# EMPLOYER FIRMS IN THE UNITED STATES IN 2021 BY MINORITY STATUS



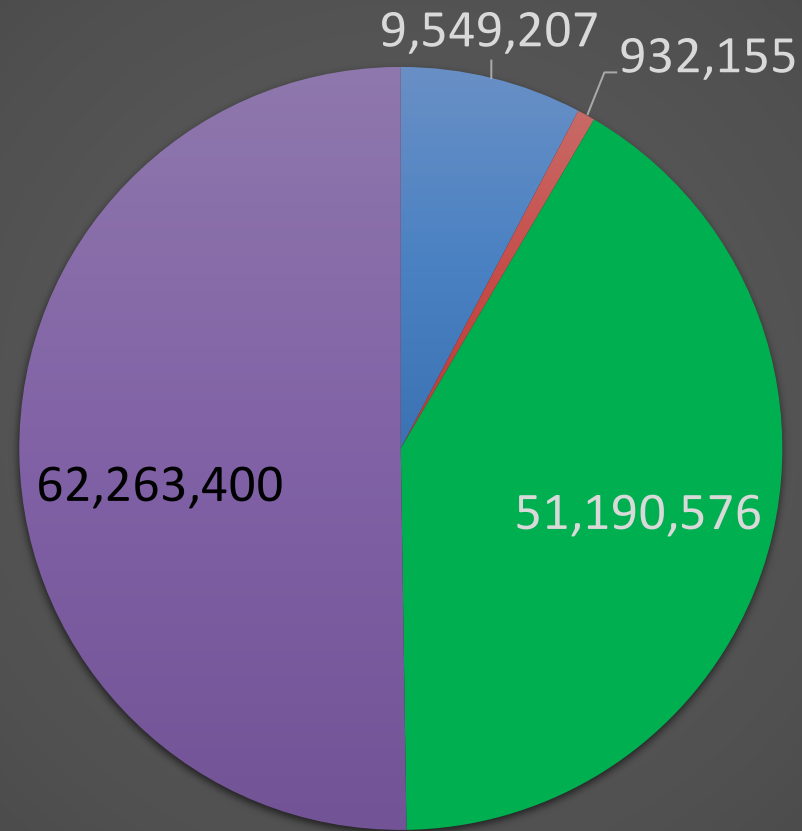
■ Minority ■ Equally minority/nonminority ■ Nonminority ■ Unclassifiable

# EMPLOYER RECEIPTS IN THE UNITED STATES IN 2021 BY MINORITY STATUS



■ Minority   ■ Equally minority/nonminority   ■ Nonminority   ■ Unclassifiable

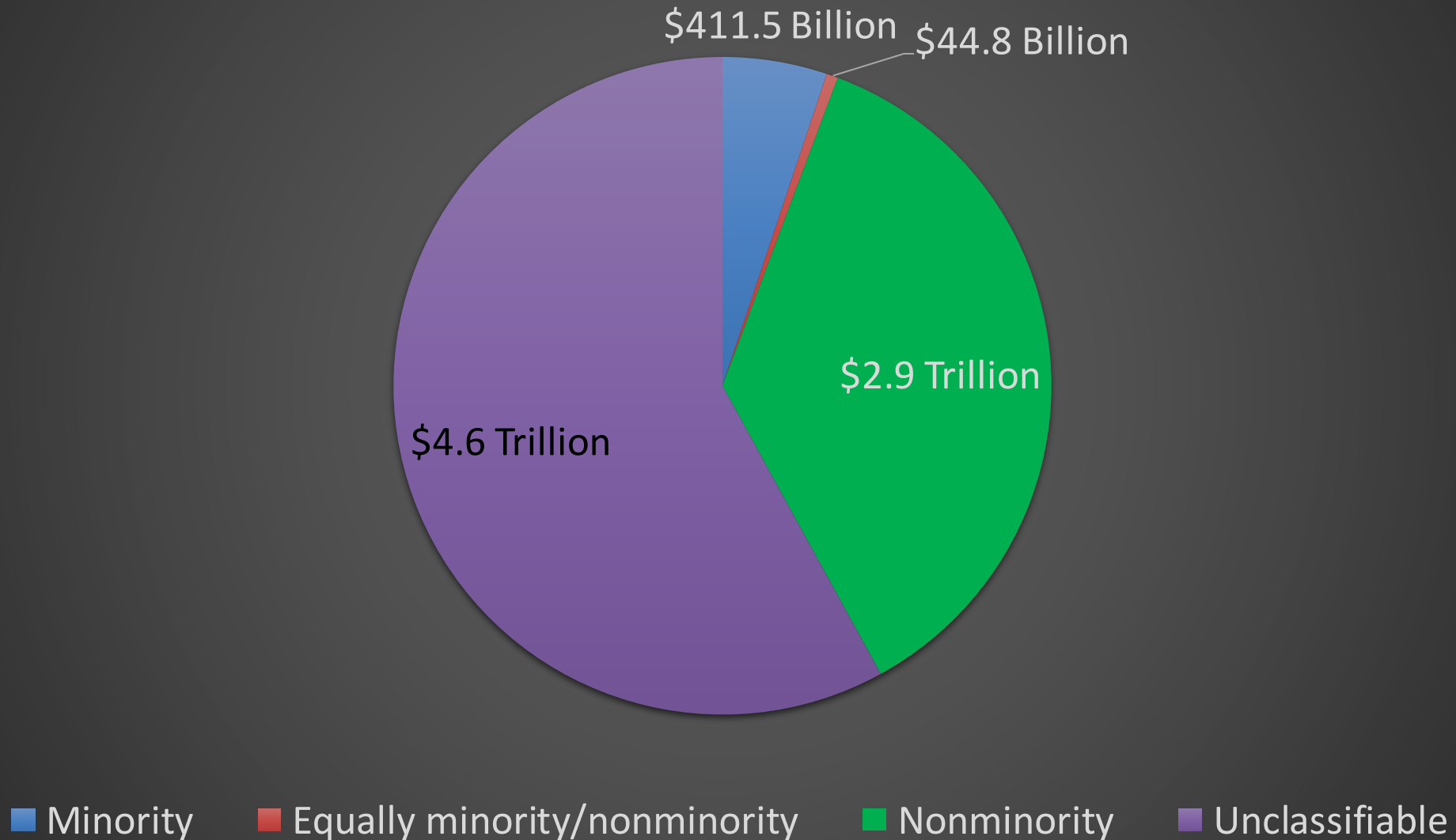
# NUMBER OF EMPLOYEES IN THE UNITED STATES IN 2021 BY MINORITY STATUS



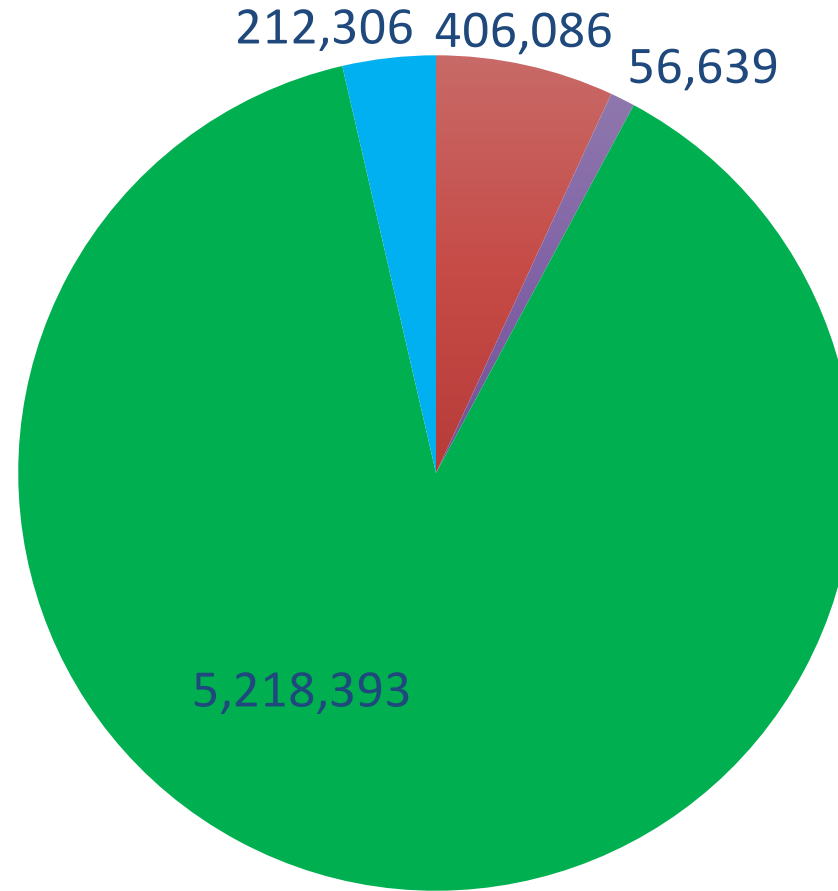
■ Minority ■ Equally minority/nonminority ■ Nonminority ■ Unclassifiable



# PAYROLL IN THE UNITED STATES IN 2021 BY MINORITY STATUS

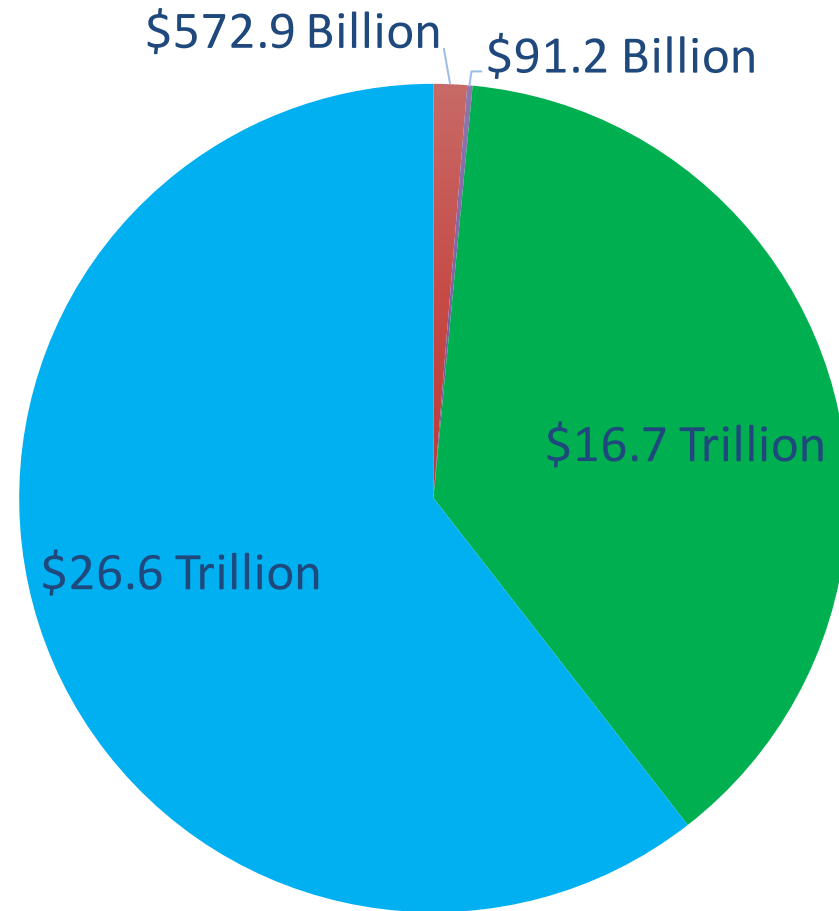


# Employer Firms in the United States in 2021 by Ethnicity



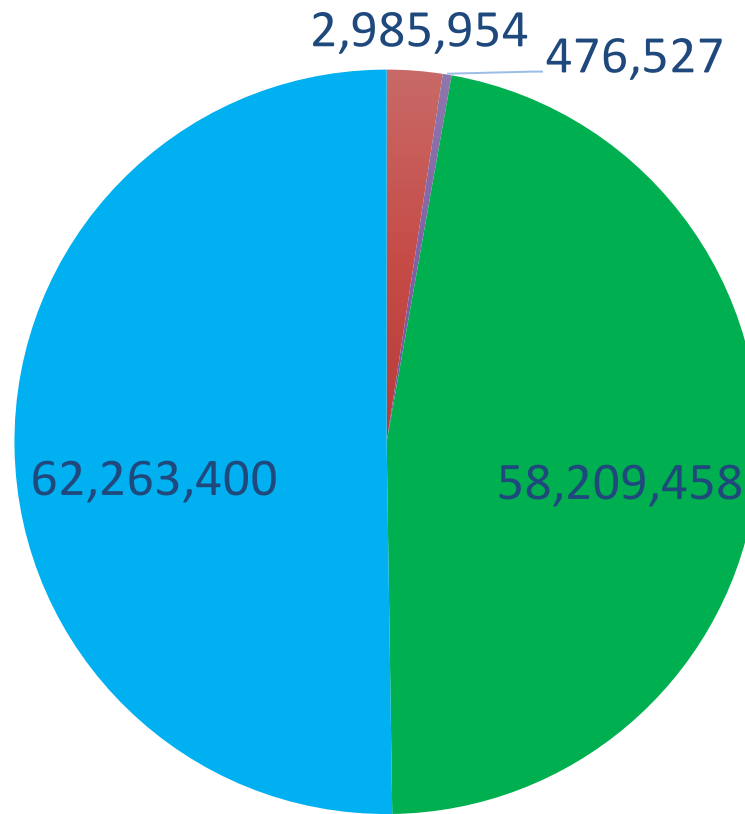
■ Hispanic   ■ Equally Hispanic/non-Hispanic   ■ Non-Hispanic   ■ Unclassifiable

# EMPLOYER RECEIPTS IN THE UNITED STATES IN 2021 BY ETHNICITY



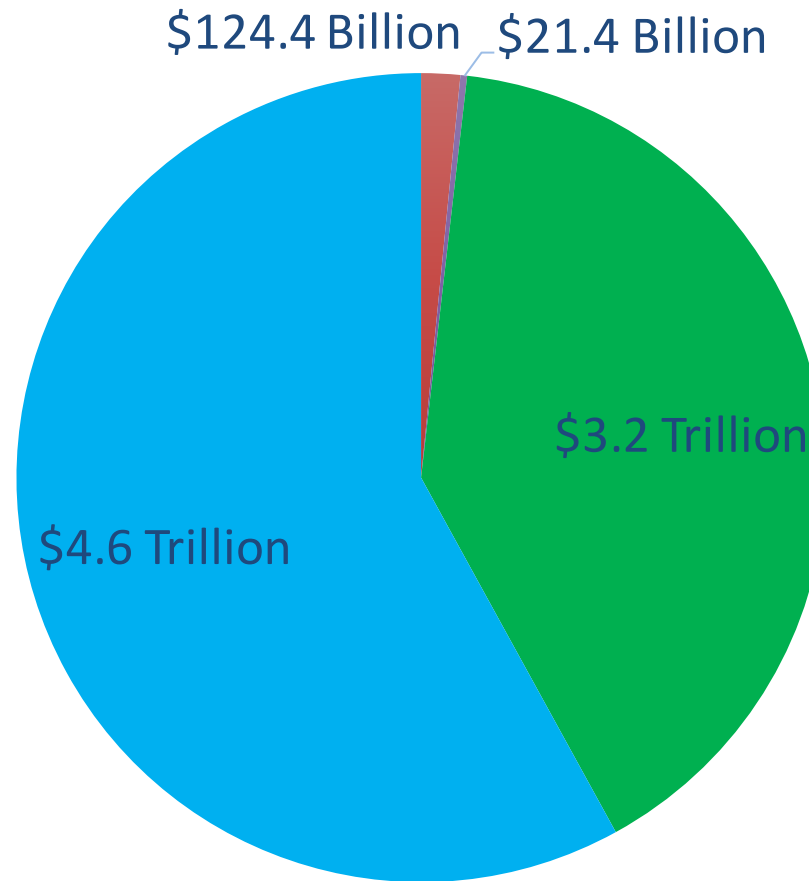
■ Hispanic   ■ Equally Hispanic/non-Hispanic   ■ Non-Hispanic   ■ Unclassifiable

# NUMBER OF EMPLOYEES IN THE UNITED STATES IN 2021 BY ETHNICITY



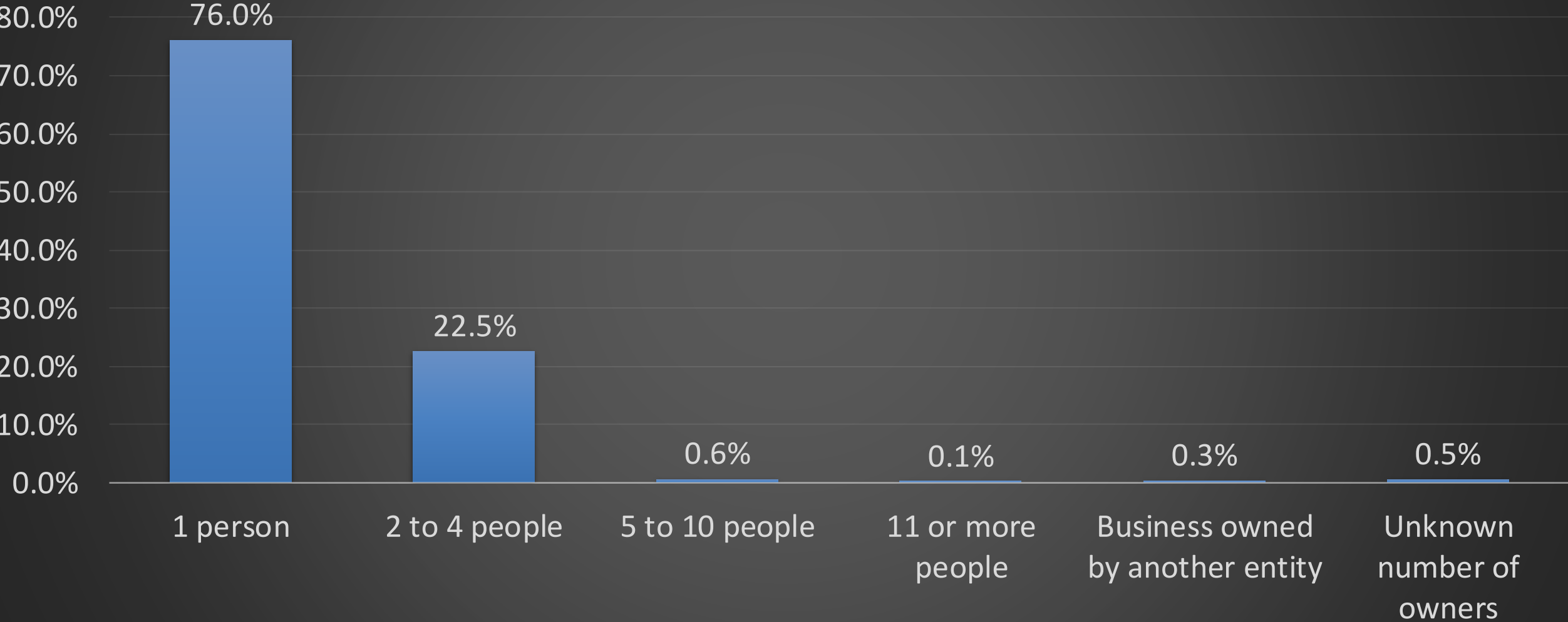
■ Hispanic   ■ Equally Hispanic/non-Hispanic   ■ Non-Hispanic   ■ Unclassifiable

# PAYROLL IN THE UNITED STATES IN 2021 BY ETHNICITY

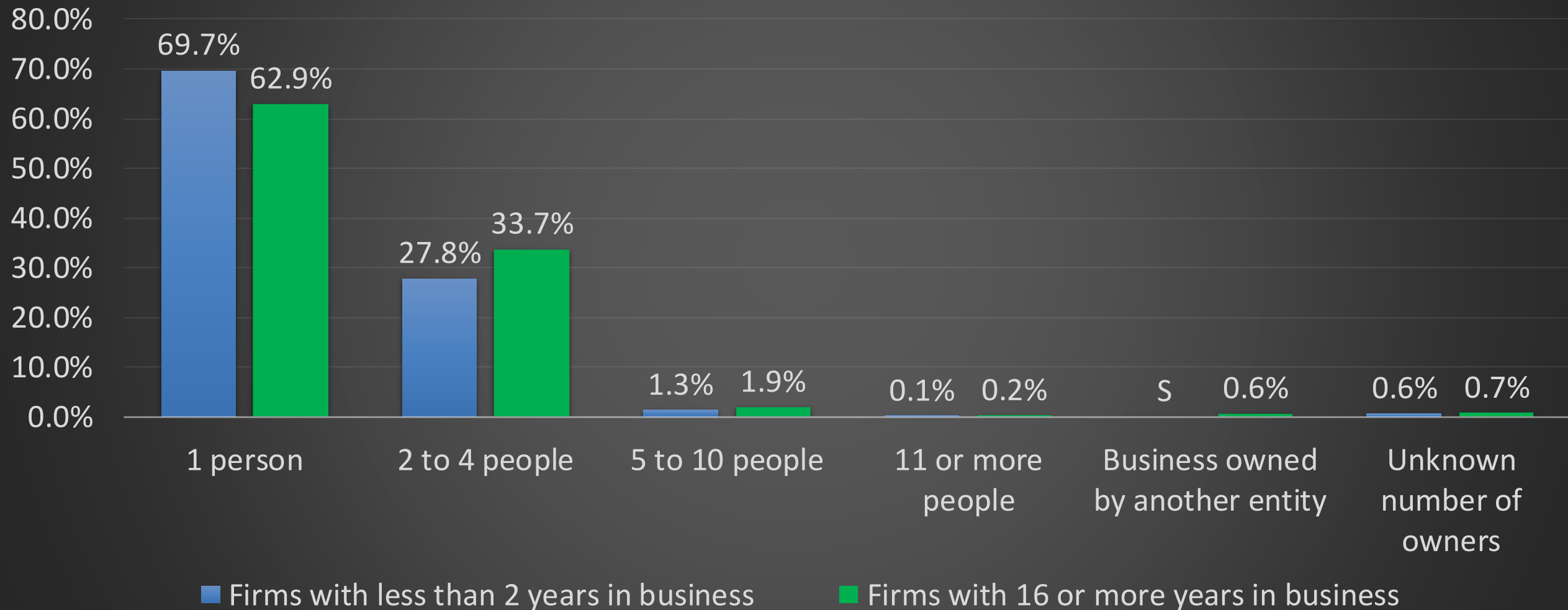


■ Hispanic   ■ Equally Hispanic/non-Hispanic   ■ Non-Hispanic   ■ Unclassifiable

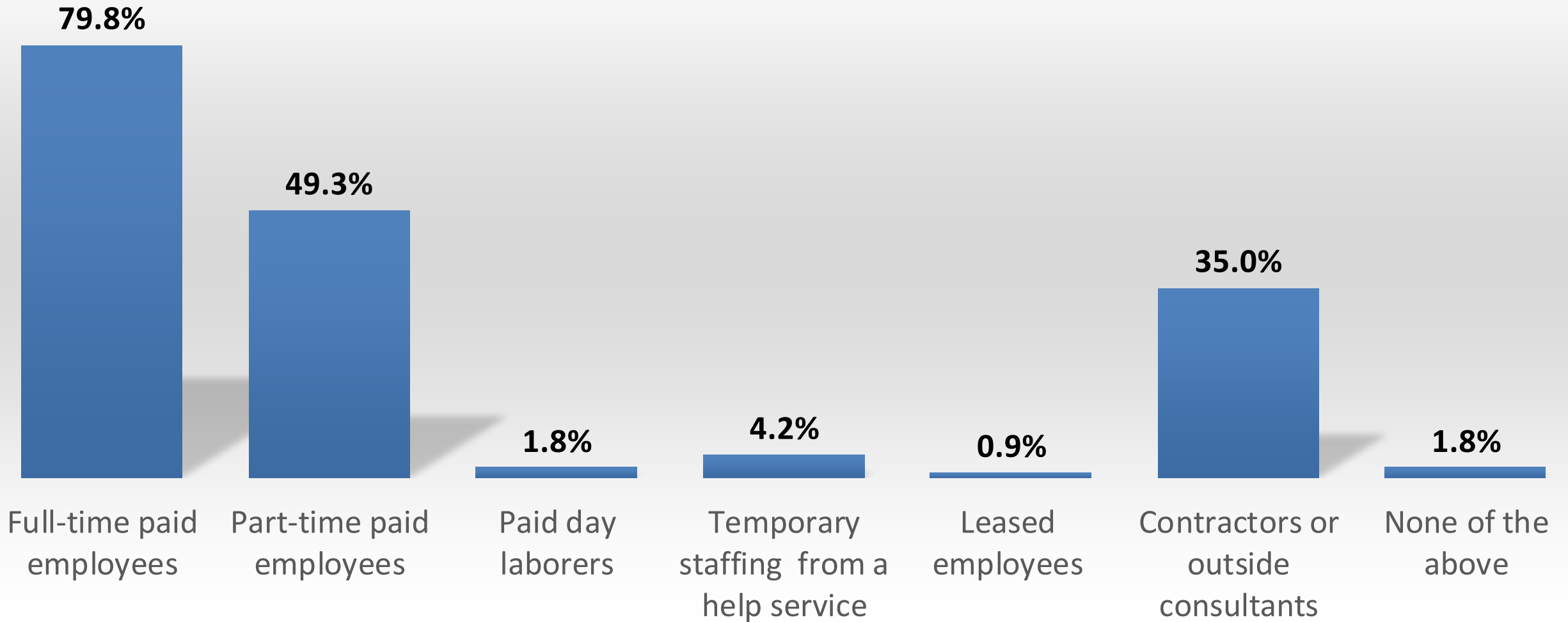
# Percentage of Minority Women-Owned US Businesses by Number of Owners in 2021



# Percentage of Minority Businesses by Number of Owners and Years in Business in 2021

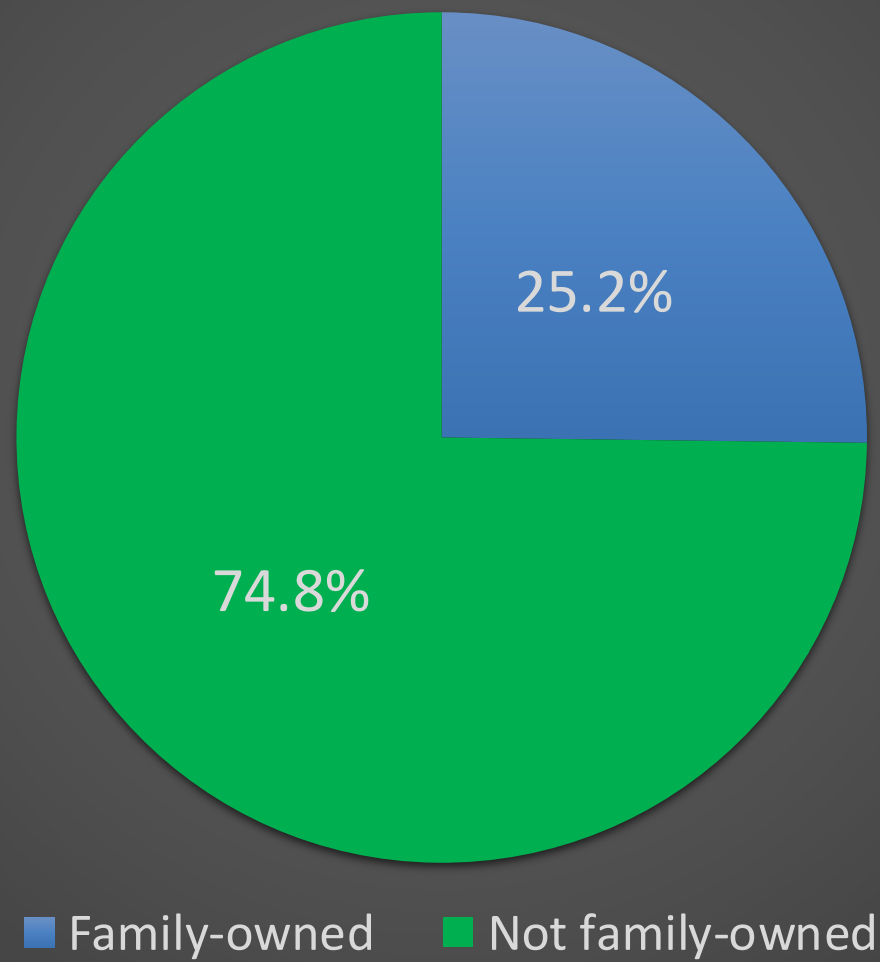


# Percentage of Minority Veteran-Owned Firms by Type of Workers Employed in 2021

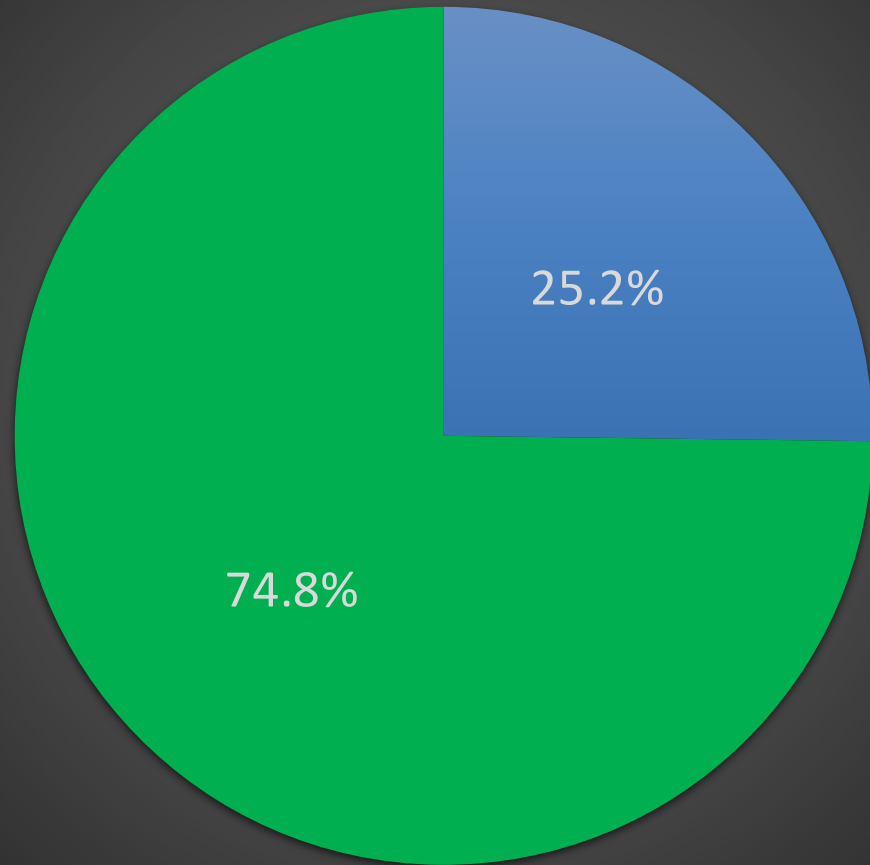




# Percentage of Hispanic Businesses by Family Ownership Status in the United States in 2021

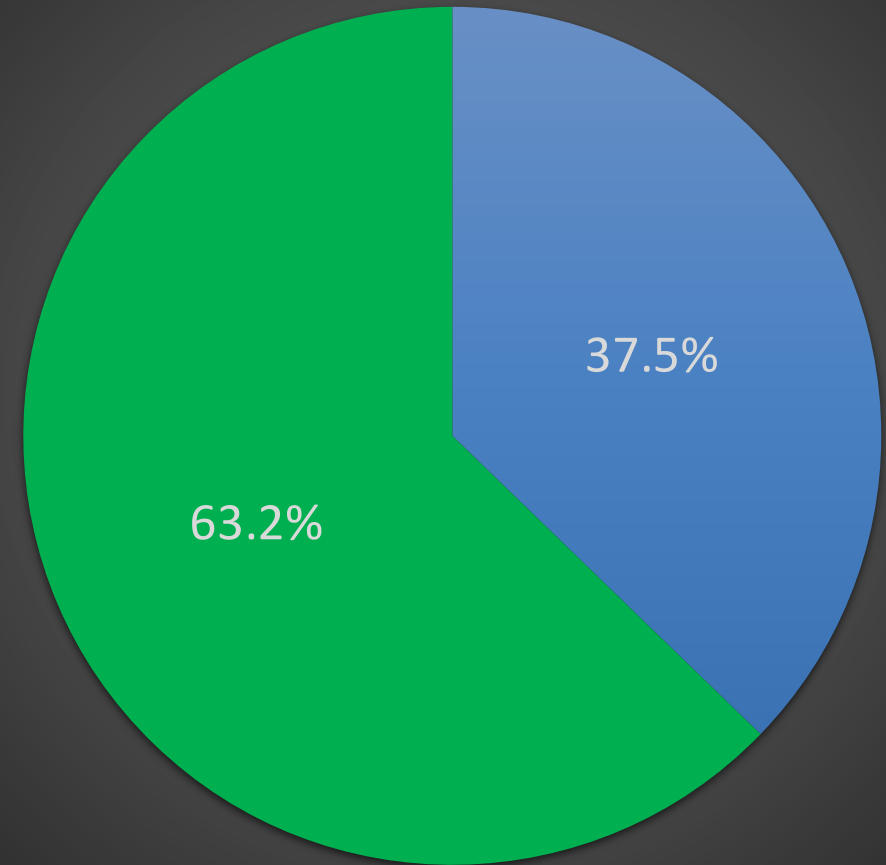


Percentage of Hispanic-Owned Businesses with less than 500 employees by Family Ownership Status in the United States in 2021



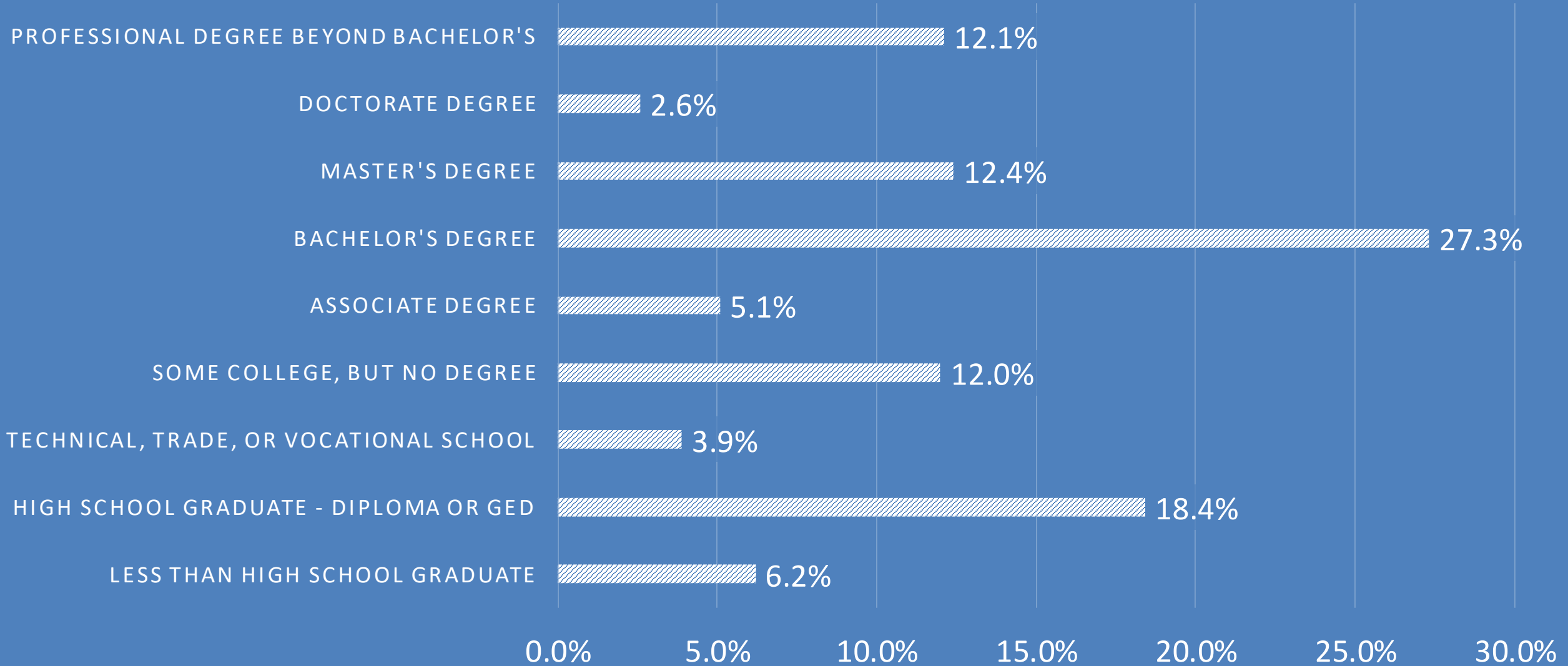
■ Family-owned ■ Not family-owned

Percentage of Hispanic-Owned Businesses with 500 employees or more by Family Ownership Status in the United States in 2021

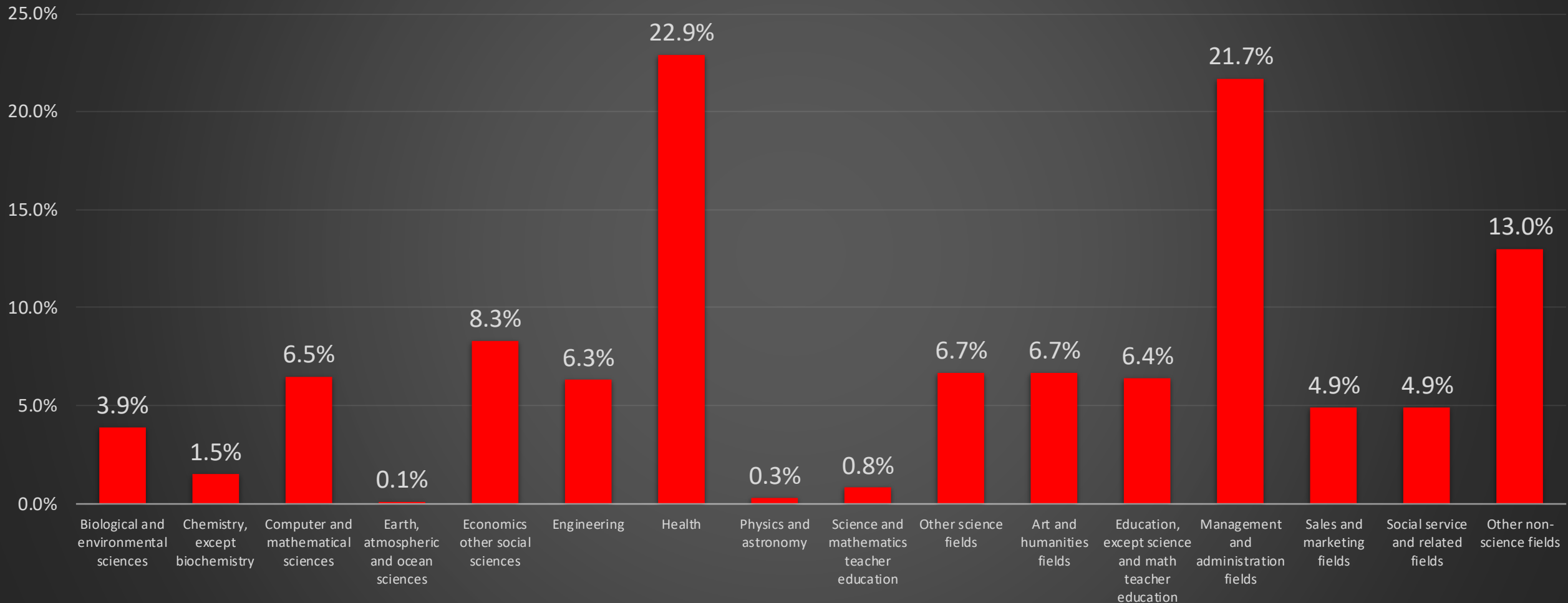


■ Family-owned ■ Not family-owned

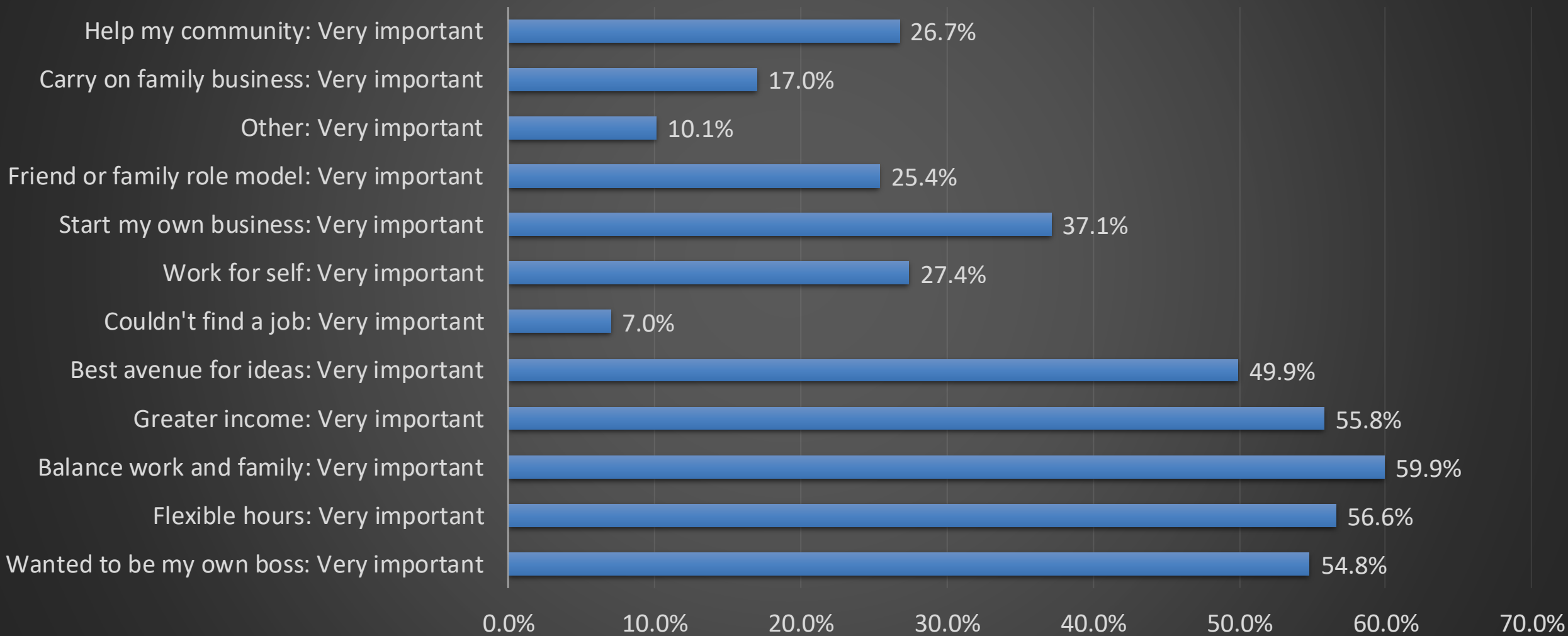
## HIGHEST LEVEL OF EDUCATION ATTAINED BY MINORITY BUSINESS OWNERS IN 2021



# Field of Highest Degree Earned by Black Business Owners in the United States in 2021



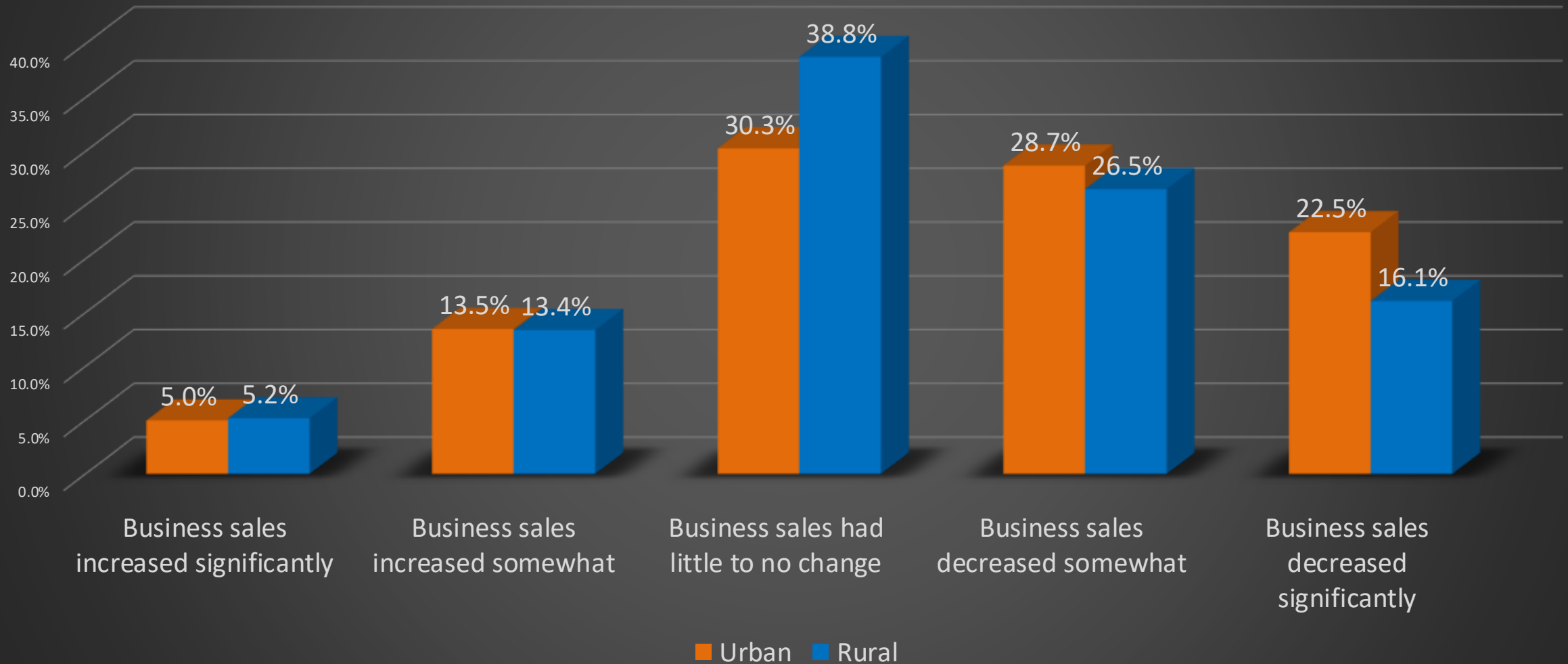
# Reasons for Owning a Business for Female Business Owners in the United States in 2021



# Urban/Rural Classification

- Started with 2021 ABS
- Firms are classified as urban or rural based on the population of the Census block of its physical location or mailing address. Firms on a Census block with at least 2,500 inhabitants are classified as “Urban”. All other firms are classified as “Rural”.
- Based on the 2020 Census, and is updated after each census taken
- [Urban and Rural \(census.gov\)](https://www.census.gov/urban-rural/)

# Result of the Coronavirus on Business Sales of Urban and Rural firms in 2021



# ABS Other Business and Owner Characteristics Examples

- Level of Operations During Coronavirus Pandemic
- Type(s) of Customer
- Reason Business Ceased Operation
- Factors Affecting Working from Home
- Kind of Service Performed by Veteran Owner
- Age of Owner(s)



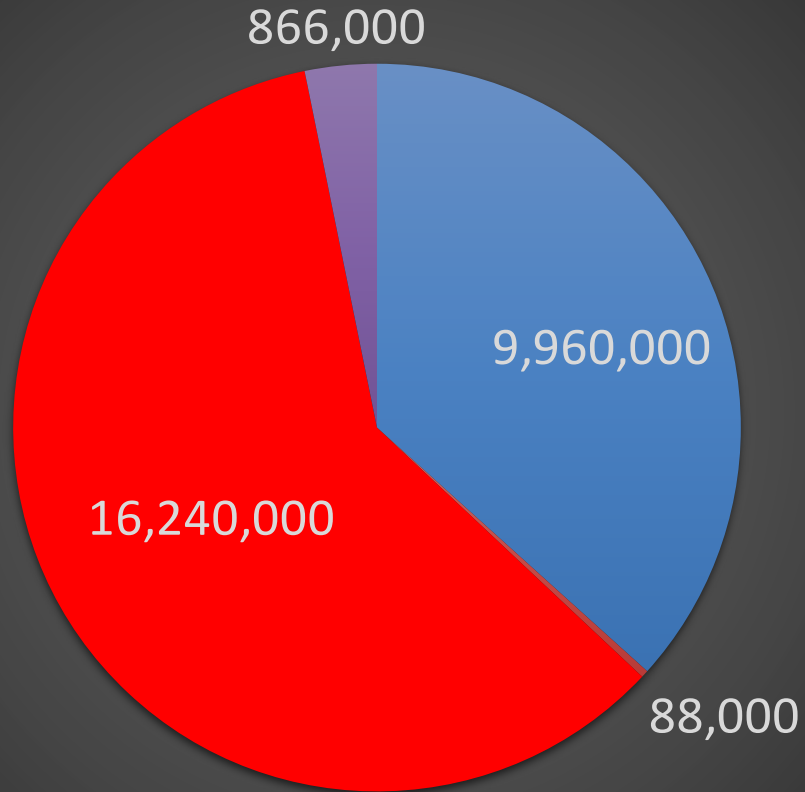
# Demonstration

- Navigate ABS website in Census.gov .

# The Other Half of Total Business Demographics: Nonemployer Statistics by Demographics (NES-D)

- Completes the picture of U.S. total business ownership by demographics for the United States
- Measures business and business owner demographics for nonemployer businesses
- Not a survey; leverages administrative records to assign demographic characteristics to the universe of nonemployer businesses
- Combined with the ABS, provides the only source of detailed and comprehensive statistics of all U.S. businesses by demographic characteristics of the owners

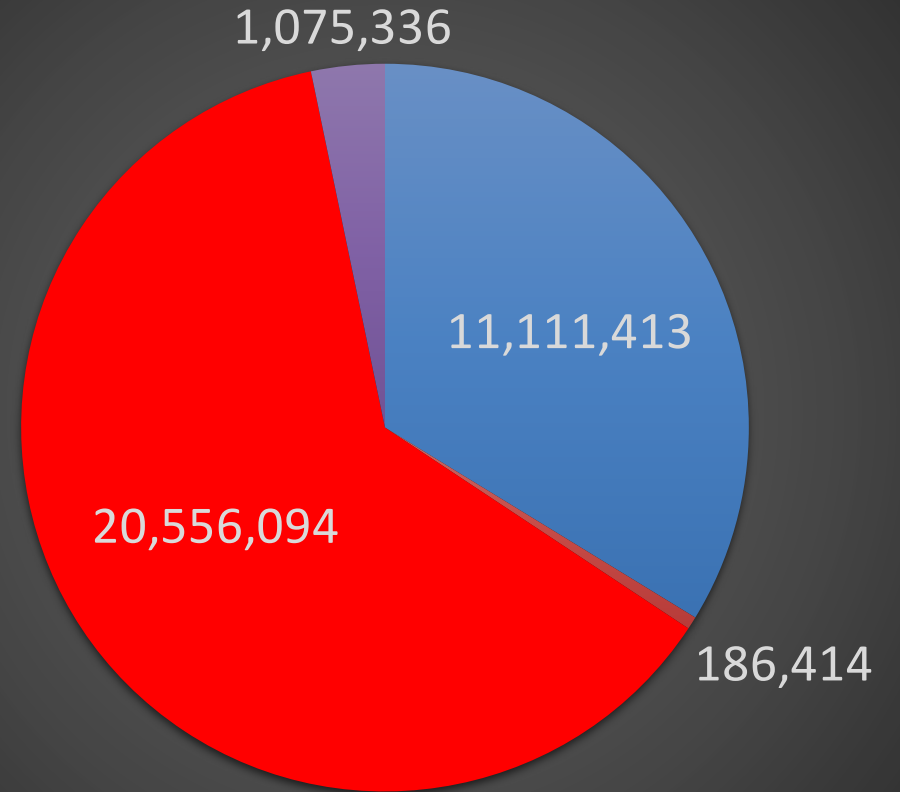
# Nonemployer Firms in the United States in 2020 by Minority Status



■ Minority  
■ Nonminority

■ Equally minority/nonminority  
■ Unclassifiable

# Total Firms in the United States in 2020 by Minority Status



■ Minority  
■ Nonminority

■ Equally minority/nonminority  
■ Unclassifiable

# Where to Find the Data and Contact Information

- All the following and more (e.g., methodology and other technical documentation) can be found on the landing page [Annual Business Survey \(ABS\) Program \(census.gov\)](#)
  - The [Data](#) page, containing links to the data tables and APIs
  - Exact dates for data release can be found on the [News and Updates](#) page
- For further questions on data usage, release dates, and anything else ABS related
  - Call 888-824-9954 for general help navigating the website
  - 301-763-3316 to speak directly to our branch for more intensive data questions
  - Email [adep.annual.business.survey@census.gov](mailto:adep.annual.business.survey@census.gov)
  - Call (301-763-8793) or email ([concepcion.arenas.alvarez@census.gov](mailto:concepcion.arenas.alvarez@census.gov))

# Demonstration to Navigate Census.gov Website



# Q & A and Thank You!

## Contact Information:

**Concepcion Arenas**

301-763-8793

[concepcion.arenas.alvarez@census.gov](mailto:concepcion.arenas.alvarez@census.gov)

**ABS data questions** 301-763-3316 or

[adep.annual.business.survey@census.gov](mailto:adep.annual.business.survey@census.gov)

To schedule additional Presentation with a Census Data Dissemination Specialist in your area, please call **844-ASK-DATA**

Or email us at: [census.askdata@census.gov](mailto:census.askdata@census.gov)

# Reference Materials

# Key Census Bureau Terms

- NAICS (North American Industry Classification System)
  - Our primary data dimension
- Employers (vs. Nonemployers)
  - Most programs only cover employer businesses
  - Nonemployers: self-employed individuals with businesses that have 0 employees
- U.S. Code Title 13 and 26
  - Protects business privacy and confidentiality`





# North American Industry Classification System (NAICS)

[www.census.gov/eos/www/naics](http://www.census.gov/eos/www/naics)

- A hierarchical classification system that groups establishments into industries based on the business activities in which they are primarily engaged.
- A comprehensive system covering the entire field of business activities.
- Used to collect, tabulate, analyze, and disseminate statistics.
- A common language used among the United States, Canadian, and Mexican statistical agencies
- Updated every five years

# NAICS Hierarchy



<b>Level</b>	<b>Code</b>	<b>Description</b>
Sector	51	Information
Subsector	515	Broadcasting (except Internet)
Industry Group	5151	Radio and Television Broadcasting
Industry	51511	Radio Broadcasting
U.S. Industry	515112	Radio Stations