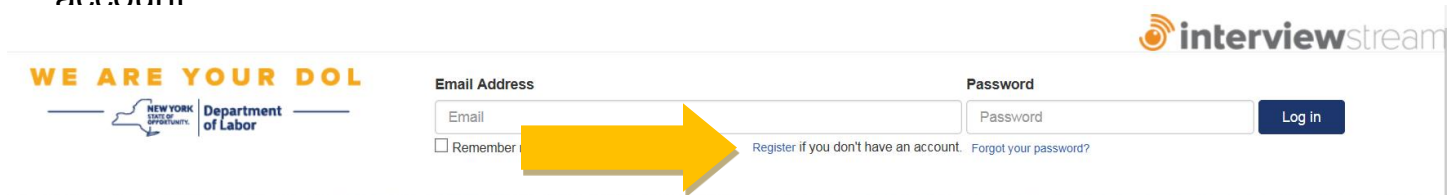


Follow these simple steps to create a free account:

1. Go to: on.ny.gov/interviewstream
2. Select "Register" under the Email Address box to set up your account



WE ARE YOUR DOL NEW YORK STATE Department of Labor

Email Address Password

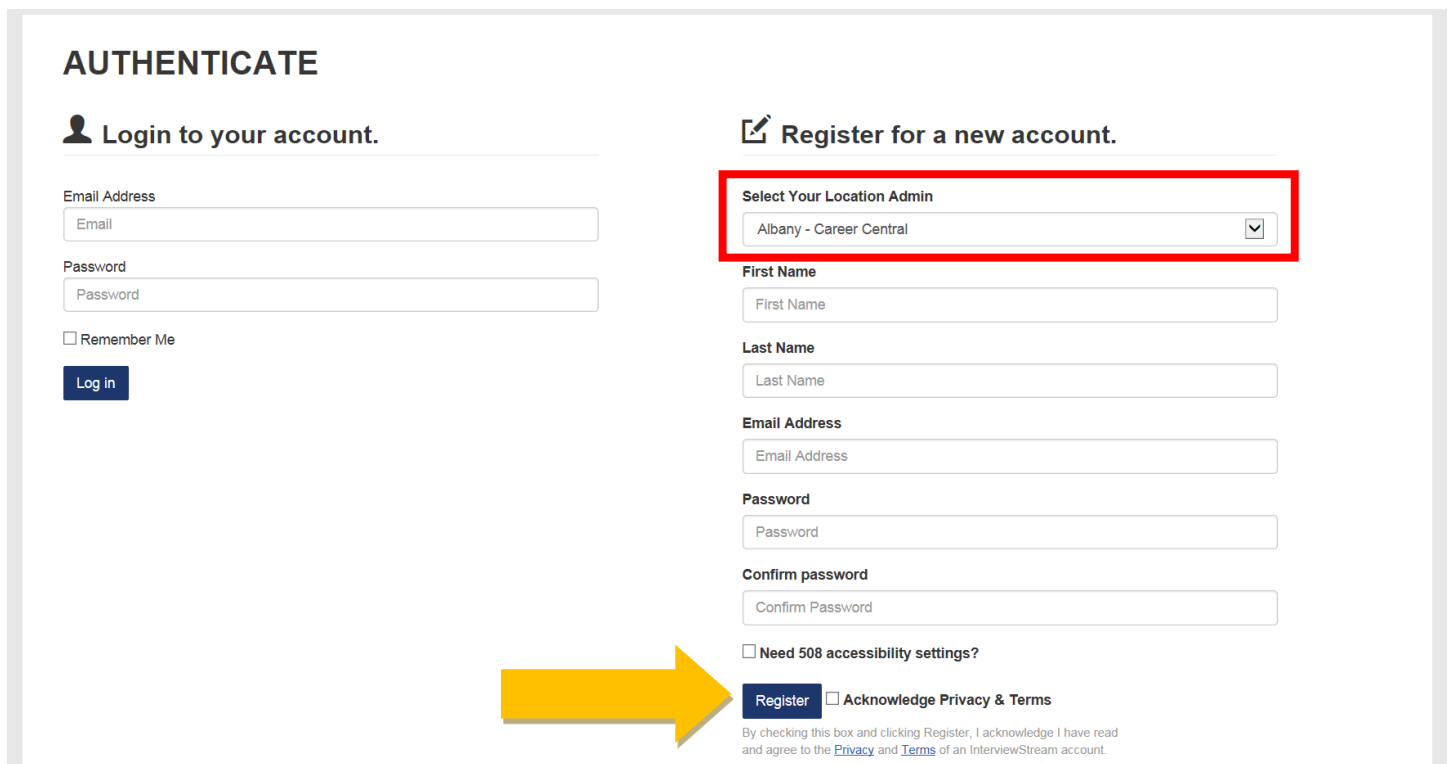
Email Password

Remember

[Register if you don't have an account.](#) [Forgot your password?](#)

Would you hire you?

3. Select your Location Admin from the drop-down menu, then enter your name and email address, and create a password (passwords must be 6 characters and contain a capital letter and a number). Select "Register" to create your account.



AUTHENTICATE

Login to your account.

Email Address

Email

Password

Password

Remember Me

Register for a new account.

Select Your Location Admin

Albany - Career Central

First Name

First Name

Last Name

Last Name

Email Address

Email Address

Password

Password

Confirm password

Confirm Password

Need 508 accessibility settings?

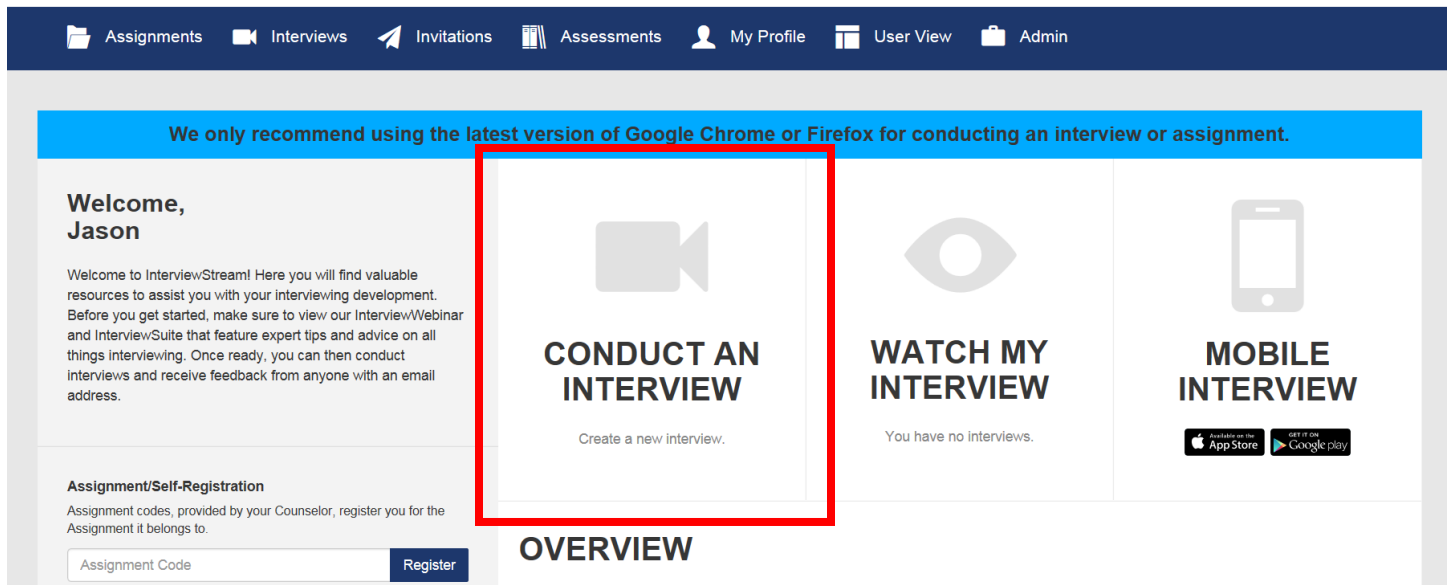
Acknowledge Privacy & Terms

By checking this box and clicking Register, I acknowledge I have read and agree to the [Privacy](#) and [Terms](#) of an InterviewStream account.

4. You will receive an email confirming your account has been created from noreply@interviewstream.com. Check the spam folder if this did not come into your inbox.

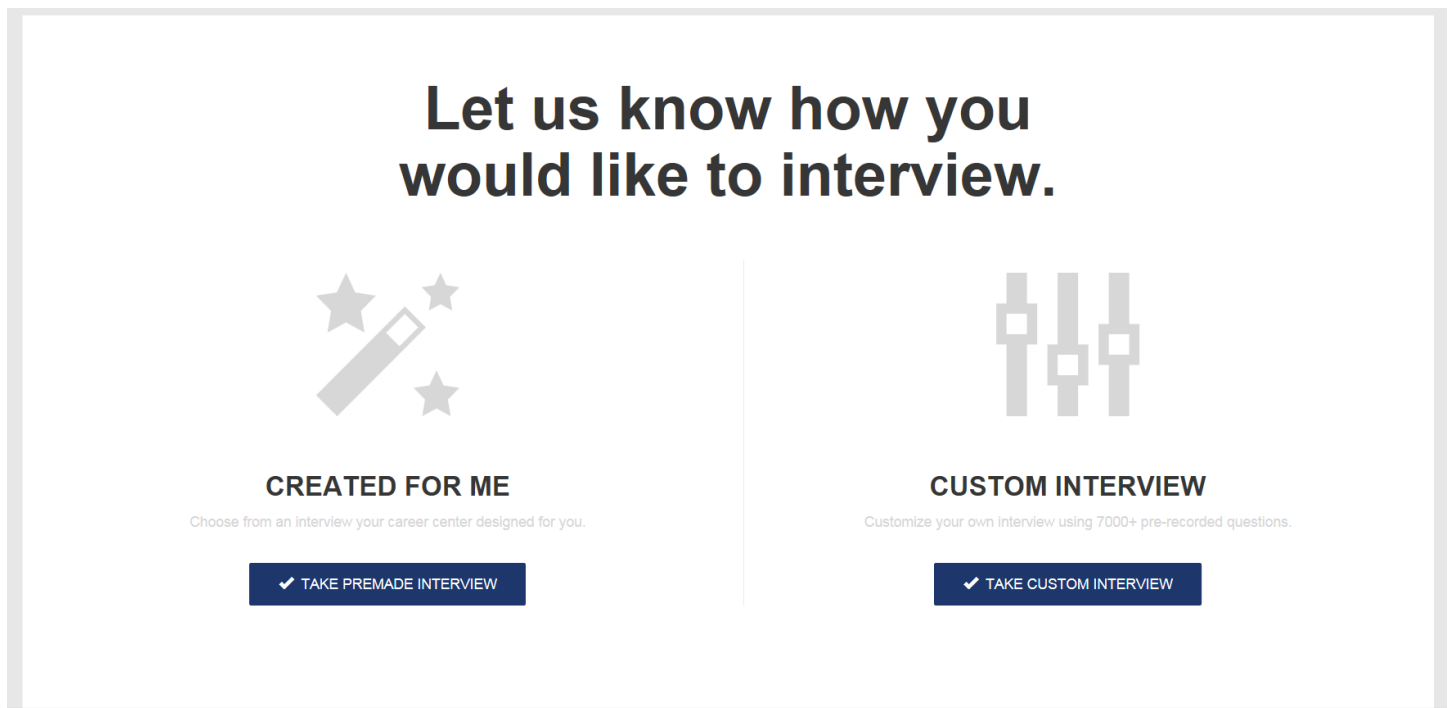
To complete a practice interview, follow these simple steps:

1. Select “Conduct an Interview” to get started.



The screenshot shows the InterviewStream dashboard. At the top, there is a navigation bar with icons and labels for Assignments, Interviews, Invitations, Assessments, My Profile, User View, and Admin. Below this is a blue banner with the text: "We only recommend using the latest version of Google Chrome or Firefox for conducting an interview or assignment." The main content area is divided into three columns. The first column on the left is a welcome message for Jason, including a "Register" button. The middle column, which is highlighted with a red box, features a video camera icon, the text "CONDUCT AN INTERVIEW", and a subtext "Create a new interview." The right column has an eye icon, the text "WATCH MY INTERVIEW", and the subtext "You have no interviews." Below the main content area is a section labeled "OVERVIEW" with a text input field for "Assignment Code" and a "Register" button. At the bottom right, there are icons for the App Store and Google Play.

2. Select “Created for Me” or “Take Premade Interview” to complete an assignment. To create a customized interview, select “Custom Interview” or “Take Custom Interview”.



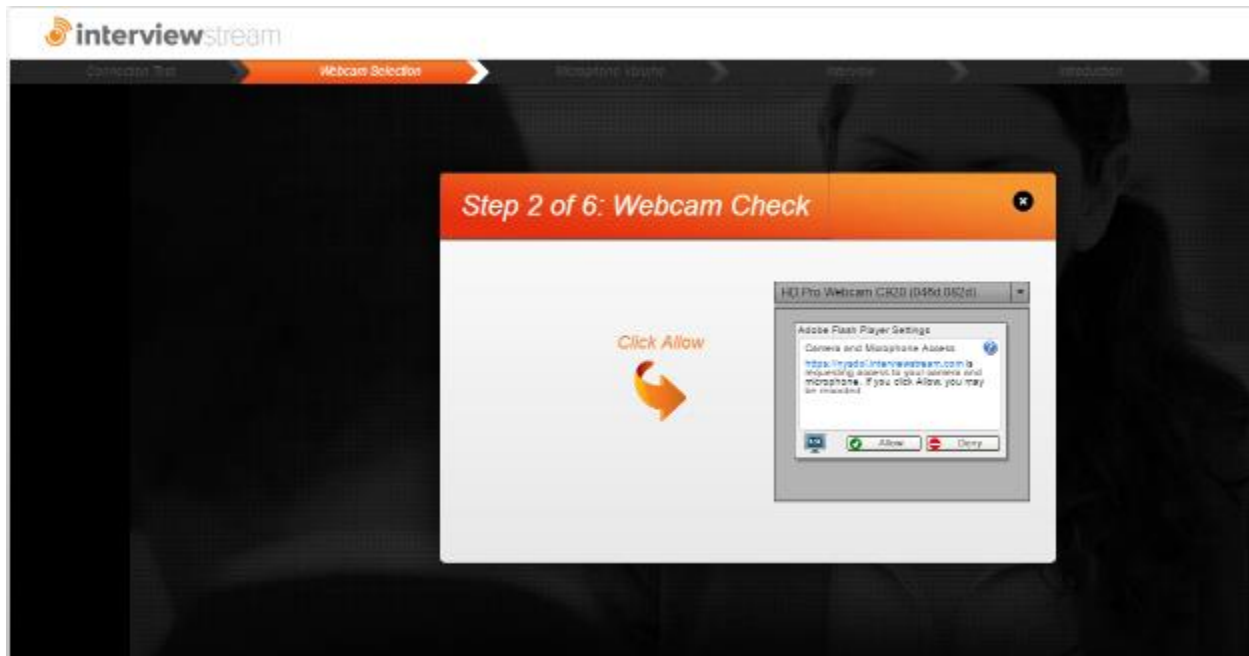
The screenshot shows a section of the InterviewStream dashboard with the heading "Let us know how you would like to interview." Below this heading are two main options. The first option, "CREATED FOR ME", is accompanied by an icon of a pencil and three stars. It includes the subtext "Choose from an interview your career center designed for you." and a blue button labeled "TAKE PREMADE INTERVIEW". The second option, "CUSTOM INTERVIEW", is accompanied by an icon of three vertical bars. It includes the subtext "Customize your own interview using 7000+ pre-recorded questions." and a blue button labeled "TAKE CUSTOM INTERVIEW".

Before beginning your interview, the system will take you through a six-step process to make sure you have optimal settings for your practice interview.

1. First is an internet speed test. "Next" will appear when you pass the test.



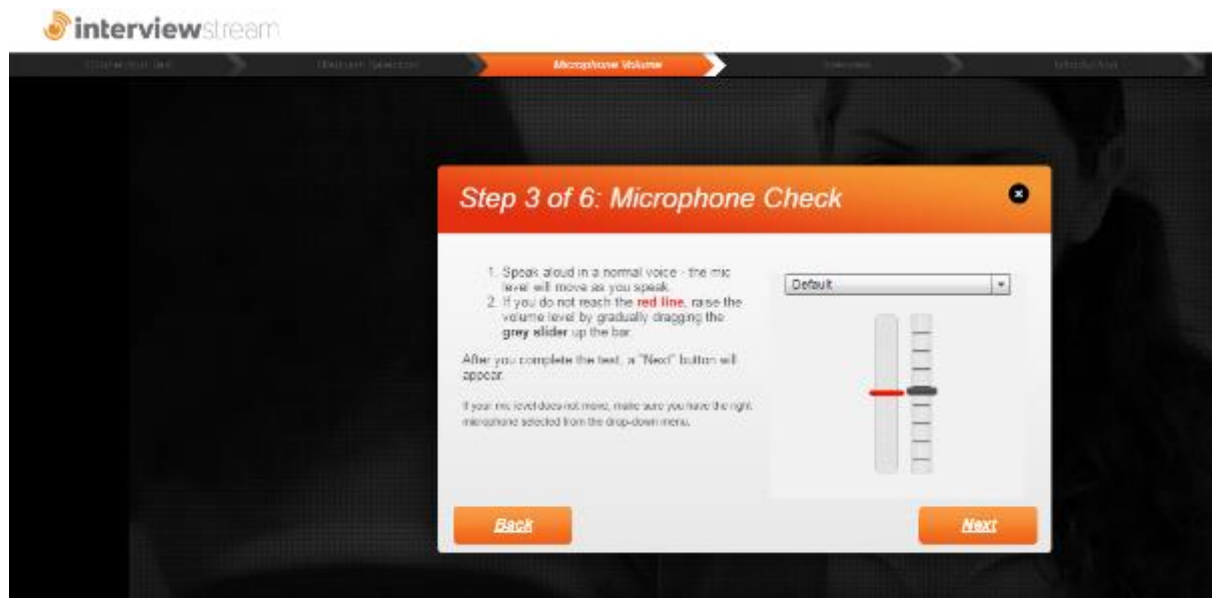
2. The next test is a webcam check. Select “Allow” to give the system access to your webcam.



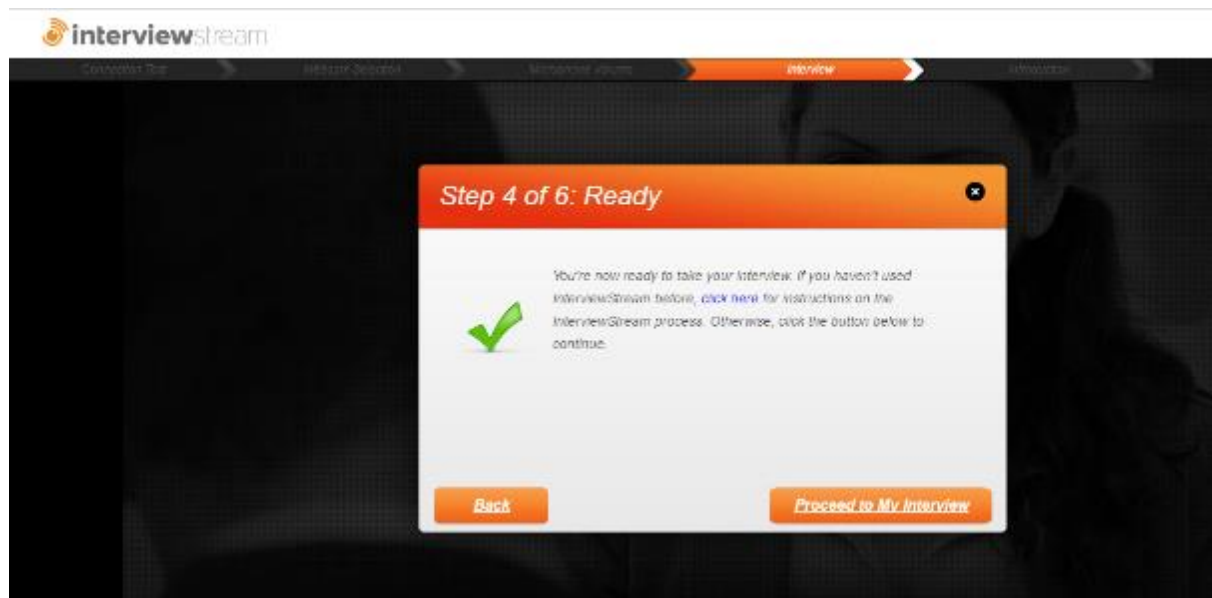
3. Next, the system will check your webcam to make sure you are visible on the webcam. After you adjust your webcam and are happy with the adjustments, select “Next” button.



4. The final system check is a microphone check. Speak normally and adjust the gray slider until your volume peaks at the red line. Select “Next” when prompted.



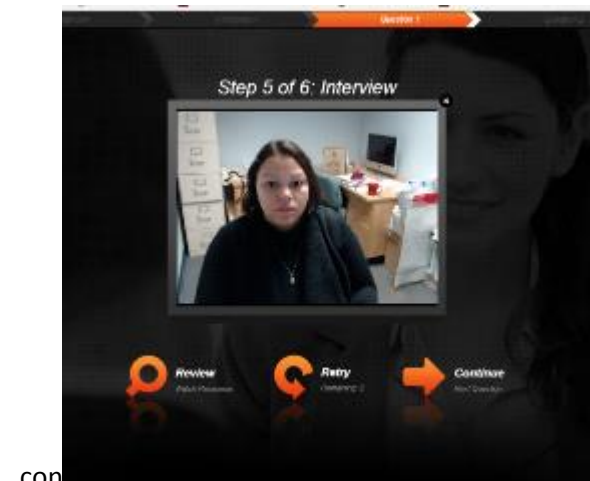
5. To begin, select “Proceed to My Interview”.



6. The interview includes a short introduction (Intro Video). The first question will be asked immediately after the introduction's completion.

After the question is asked, there will be a countdown before you can record a response. Record the response and then click anywhere to stop recording.

After recording your response you'll have three options. You can review, retry, or submit your response.



con

7. After submitting your final response, an Outro Video will play, and your responses will be uploaded. Be sure to leave your browser open until the upload is complete.



To view and critique your completed interview, from the main screen, select “Watch My Interview”.

Welcome, Jason

Welcome to InterviewStream! Here you will find valuable resources to assist you with your interviewing development. Before you get started, make sure to view our InterviewWebinar and InterviewSuite that feature expert tips and advice on all things interviewing. Once ready, you can then conduct interviews and receive feedback from anyone with an email address.

Assignment/Self-Registration
Assignment codes, provided by your Counselor, register you for the Assignment it belongs to.

Assignment Code **Register**

Messages

An online video assignment from Jason Piacente is due tomorrow. ^

Assignment Name: Test Assignment
Due Date: Mar 18 2019 12:00AM EDT

Message from 3/17/2019 4:00:01 AM

CONDUCT AN INTERVIEW
Create a new interview.

WATCH MY INTERVIEW
You have no interviews.

MOBILE INTERVIEW
Available on the App Store GET IT ON Google play

OVERVIEW

55 number of Assignments for this company or institution

0 % percentage of mobile versus computer site usage

27 number of interviews in the past 30 days

RESOURCES

System Requirements

Video Interview Requirements

- Webcam
- Computer Microphone
- Internet Connection (Cable, Fiber, DSL)

System Requirements

- XP, Vista, Windows 7 & 8, OSX 10+, iOS, Android
- Processor: 2.0 GHZ or better
- Memory: 2GB or better
- IE 9*, Firefox 3.0+, Chrome 3.0+, Safari 5+
- *InterviewStream recommend browsers - Chrome 3.0+, Firefox 3.0+, IE 11+, or Safari 5+

If you need assistance, please email interviewstream@labor.ny.gov