

Employment in New York State

WE ARE YOUR DOL



RESEARCH AND STATISTICS

At a Glance

New York State had 9,762,400 total nonfarm jobs in March 2019, including 8,274,100 private sector jobs, after seasonal adjustment. The state's seasonally adjusted private sector job count increased by 0.2% in February-March 2019, while the nation's job count increased by 0.1% over this period. From March 2018 to March 2019, the number of private sector jobs increased by 1.2% in the state and by 1.9% in the nation (not seasonally adjusted).

In March 2019, New York State's seasonally adjusted unemployment rate increased from 3.9% to 4.0%. The comparable rate for the nation in March 2019 was 3.8%.

New York State's seasonally adjusted labor force participation rate held steady at 61.3% in March 2019.

Change in Nonfarm Jobs

March 2018 - March 2019

(Data not seasonally adjusted, net change in thousands)

	Net	%
Total Nonfarm Jobs	104.0	1.1%
Private Sector	99.1	1.2%
Goods-producing	15.8	1.9%
Nat. res. & mining	0.1	2.1%
Construction	14.0	3.7%
Manufacturing	1.7	0.4%
Durable gds.	0.1	0.0%
Nondurable gds.	1.6	0.9%
Service-providing	88.2	1.0%
Trade, trans. & util.	9.0	0.6%
Wholesale trade	-7.5	-2.3%
Retail trade	11.6	1.3%
Trans., wrhs. & util.	4.9	1.7%
Information	1.1	0.4%
Financial activities	-3.8	-0.5%
Prof. & bus. svcs.	13.2	1.0%
Educ. & health svcs.	58.8	2.8%
Leisure & hospitality	2.8	0.3%
Other services	2.2	0.5%
Government	4.9	0.3%

Most college graduates in NYS are women...

The Ascent of College-Educated Women in New York State

"Women are increasingly enrolling and completing postsecondary education, while... men's rates of [college] graduation remain relatively stagnant."

The Atlantic, November 2017

There are, on average, 105 males born for every 100 females in New York State. Yet, by the time college graduation rolls around, females account for most (57%) of the almost 141,000 bachelor's degrees awarded in the state. By this measure, women have been in the majority since the early 1980s.

Why has female college enrollment been rising over time? Harvard University economist Claudia Goldin notes, "[Women] responded to changing social norms and expectations about the roles of work, marriage, and motherhood for women... In short, a more level and wider playing field

for girls enabled them to blossom and to take advantage of higher expected labor market returns to attending college."

Earning a bachelor's degree has important economic consequences. For example, researchers estimate that a bachelor's degree is worth \$2.8 million over a working lifetime. Bachelor's degree holders earn 31% more than those with an associate degree and 84% more than those with just a high school diploma.

Fields with the Most Female Graduates

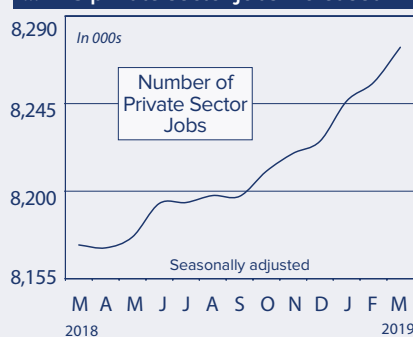
Here, we look at 2017 graduation data organized by CIP code, which is the system used by colleges to classify academic disciplines. Data were limited to first major bachelor's degrees only.

Five academic fields graduated at least 2,500 women in the state in 2017. (Note:

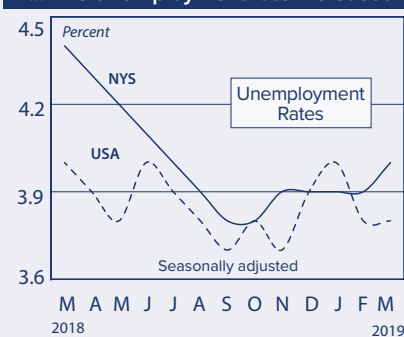
Continued on page 2

In March...

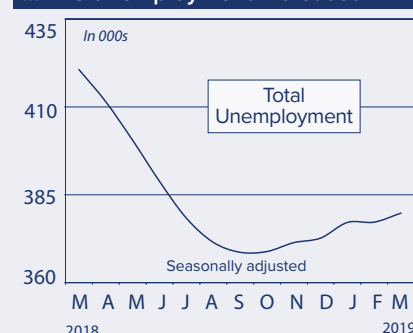
...NYS private sector jobs increased



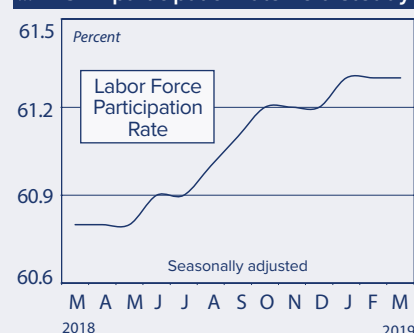
...NYS unemployment rate increased



...NYS unemployment increased



...NYS LF participation rate held steady



Focus on The Southern Tier

Broad-based Set of Industries Will Contribute to Region's Growth

by Christian Harris, Labor Market Analyst, Southern Tier Region

The Southern Tier has enjoyed private sector job growth over the past five years. From the first quarter of 2014 to the first quarter of 2019, the region's private sector job count grew by 2,100, or 0.9 percent, to 223,400. Over this time frame, the region's unemployment rate fell from 7.3% to 4.8%. Here, we look at a diverse set of recent developments that are poised to contribute to the future economic growth of the Southern Tier region.

Hemp-based Opportunities Growing

Industrial hemp is a product that has gained significantly in popularity as its many applications – from agriculture to manufacturing – and potential economic benefits have become more apparent. As a result, many regulatory restrictions on the amounts of hemp that can be grown and harvested have been lifted.

The Broome County labor market has benefited from this change in the regulatory environment. Two processing businesses, Canopy Growth and Southern Tier Hemp, have announced plans to open facilities in Broome County in 2019.

Canada-based Canopy Growth has selected a former Shop Vac factory in Kirkwood for its Binghamton-area operations. The company expects to invest between \$100 million and \$150 million and create nearly 400 jobs. Industry analysts expect the move will spur growth of a major new agricultural industry in the Southern Tier region. Canopy is the world's largest cannabis company, with a stock market capitalization of more than \$15 billion.

Southern Tier Hemp plans to acquire the former Gannett printing plant in Johnson City. It will spend \$12 million to renovate the plant and transform it into a production site to process cannabidiol (CBD) oils and other related products that are extracted from hemp. Proponents claim CBD can be used as a relaxant to treat a variety of medical problems, ranging from epilepsy to anxiety. The company expects to create up to 120 jobs.

Eco-Friendly Public Transport

Growing demand for diesel and electric hybrid bus engines is bringing business to one of the region's major manufacturers – Great Britain's BAE Systems, which is a multinational defense, security and aerospace company. BAE is one of the area's largest employers. According to published reports, the company has over 1,600 workers at its plant in Endicott (Broome County). BAE produces the HybriDrive Propulsion System, which is used by municipal bus fleets. It is an environmentally friendly hybrid engine that is less costly to operate than fully electric engines.

The company has received major contracts over the past two years to produce engines for municipal transportation systems in Quebec, Massachusetts and Westchester County. In total, they have received almost 800 orders with the potential to add an additional 1,000. As more communities around the globe focus on clean energy and reducing their carbon footprint, BAE Systems appears well-positioned to take advantage of that trend.



"The Southern Tier is well-positioned to take advantage of new and growing opportunities."

Rise of Craft Brewing

A recent study from the New York State Brewers Association (NYSBA) quantifies the economic contributions made by the state's craft beer industry in 2018. The study found that the Southern Tier region was home to a total of 40 craft brewers. Steuben County alone had 12, the most in the region.

The economic contribution made by the entire craft beer industry – which includes craft brewers, beer wholesalers and retailers – is impressive. According to the NYSBA study, there were a total of 1,069 jobs in the Southern Tier related to craft brewing. The industry had a total economic impact of more than \$297 million in the region. A significant portion of that economic activity stemmed from spending by tourists who visited the region due to its craft brewers.

Summing Up

Looking ahead, a series of recent announcements by companies in the Southern Tier underscore the fact that the region is well-positioned to take advantage of new and growing opportunities – ranging from hemp to hybrid electric bus engines to craft beer – that should help drive the region's economic growth into the future.

College-Educated Women... from page 1

Figures in parentheses represent women's share of total bachelor's degrees conferred in that field.) These include: Psychology, 7,621 (78.0%); Nursing, 6,107 (85.7%); Business Administration, 3,925 (45.1%); Biology, 3,430 (61.8%); and Liberal Arts & General Studies, 2,635 (62.4%).

With over 7,600 graduates in 2017, Psychology is by far the most popular undergraduate major among women in New York State. Women psychologists dominate the workforce, too. Data from the Census Bureau's latest American Community Survey show that 69.5% of all psychologists in the state are women. Most female psychologists work in educational and health care services.

Nursing is the second most popular field among women, with 6,107 bachelor's graduates. Of the programs listed here, it has the highest share (85.7%) of women graduates. Registered nurses (RNs) have an annual average salary of \$84,740, which has helped to attract more men into the field. From 2011 to 2017, the number of male RN graduates doubled. As a result, women's share of all bachelor's degrees in the RN field dropped by 3.7 percentage points during that time period, even though the number of women graduates actually increased by about 1,800.

In third place is Business Administration, with 3,925 female graduates in 2017. This

field has the lowest share of women (45.1%) among the academic disciplines listed above. Like Nursing, Business Administration also saw a decline in the share of bachelor's degrees awarded to women between 2011 and 2017 – in this case, 2.4 percentage points.

Fields with Fastest Growing Female Presence

The table on page 3 shows the academic fields with the largest increase in women's share of graduates between 2011 and 2017. This part of the analysis was limited to academic fields with at least 500 total graduates in New York State in 2017.

Unemployment Rates in New York State

Data Not Seasonally Adjusted

	MAR '18	MAR '19		MAR '18	MAR '19		MAR '18	MAR '19
New York State	4.6	4.1	Hudson Valley	4.2	3.6	Finger Lakes	5.0	4.2
Capital	4.5	3.8	Dutchess	4.1	3.5	Genesee	5.4	4.6
Albany	4.1	3.6	Orange	4.3	3.7	Livingston	5.4	4.8
Columbia	4.1	3.6	Putnam	4.1	3.6	Monroe	4.8	4.1
Greene	5.4	4.5	Rockland	4.1	3.5	Ontario	4.9	4.2
Rensselaer	4.5	3.9	Sullivan	4.8	4.2	Orleans	6.1	5.0
Saratoga	4.2	3.5	Ulster	4.4	3.8	Seneca	4.8	4.2
Schenectady	4.6	3.9	Westchester	4.2	3.6	Wayne	5.2	4.5
Warren	6.3	5.3	Mohawk Valley	5.7	4.9	Wyoming	6.6	5.4
Washington	5.3	4.8	Fulton	6.3	5.6	Yates	4.9	4.1
Central New York	5.2	4.5	Herkimer	6.4	5.5	Western New York	5.6	4.6
Cayuga	5.5	4.8	Montgomery	6.4	5.6	Allegany	6.9	6.1
Cortland	6.4	5.6	Oneida	5.2	4.5	Cattaraugus	6.7	5.4
Madison	6.1	5.1	Otsego	5.3	4.6	Chautauqua	6.1	5.2
Onondaga	4.6	4.0	Schoharie	6.2	5.3	Erie	5.1	4.3
Oswego	6.8	5.7	North Country	6.7	5.8	Niagara	6.5	5.4
Southern Tier	5.5	4.6	Clinton	5.2	4.5	Long Island	4.2	3.5
Broome	5.8	4.9	Essex	6.5	5.7	Nassau	3.9	3.3
Chemung	5.4	4.3	Franklin	6.4	5.6	Suffolk	4.4	3.7
Chenango	6.1	5.1	Hamilton	11.1	7.5	New York City	4.3	4.2
Delaware	6.1	5.2	Jefferson	7.4	6.3	Bronx	6.0	5.7
Schuyler	7.2	5.7	Lewis	7.8	7.2	Kings	4.4	4.3
Steuben	6.1	5.1	St. Lawrence	6.7	6.1	New York	3.9	3.7
Tioga	5.5	4.6				Queens	3.8	3.7
Tompkins	3.9	3.4				Richmond	4.3	4.2

College-Educated Women... from page 2

Change in Women's Share of Bachelor's Degrees Awarded by Academic Field, New York State, 2011 and 2017

Academic Field	2011	2017	Change, 2011-17 (percentage points)
Arts, Entertainment & Media Management	52.8%	62.9%	10.1
Radio, TV & Digital Communication	47.5%	57.1%	9.6
Computer Science	11.5%	19.5%	8.0
Health Services & Sciences	66.0%	72.8%	6.8
Natural Resources Conservation & Research	50.2%	56.2%	6.0
Film, Video & Photographic Arts	44.2%	49.5%	5.3
Health & Physical Education/Fitness	32.9%	37.4%	4.5
Chemical Engineering	35.7%	40.2%	4.5
Teacher Education & Development	55.8%	60.2%	4.4
Biomedical/Medical Engineering	40.4%	44.8%	4.4

Note: Analysis limited to academic fields with at least 500 total graduates in 2017.

The biggest jump occurred in Arts, Entertainment & Media Management, which saw a gain of 10.1 percentage points. However, this sharp increase in share needs to be balanced against the fact it is a relatively small field with only 520 total graduates in 2017. Common jobs held by those with degrees in this field include agents and business managers, media or communication specialists and journalists.

The second sharpest increase in share was in Radio, TV & Digital Communication, with a gain of 9.6 percentage points in 2011-2017. For those with degrees in this field, typical job titles are digital media specialist, radio or TV producer and public relations. Many workers with this academic background find work in the information sector.

In third place is Computer Science, which experienced a gain of 8.0 percentage points.

Of the fields listed in the table, Computer Science has the lowest female share (19.5%) of total graduates. This is also a STEM (Science, Technology, Engineering and Mathematics) program. Graduates with a degree in this field typically find work as an information security or computer system analyst, software or web developer or data engineer.

Summary

Women have made great strides in higher education in the post-World War II era. As recently as 1960, there were 1.6 males for every female graduating from a U.S. four-year college. Today, that pattern has reversed itself, and women now account for most four-year degree recipients. Women are making gains in a wide variety of academic fields. Stay tuned...

by Kayla Castrello and Elena Grovenger

Employment in New York State is published 12 times a year. To request a change of address, write to the address below and provide your old and new addresses.

New York State Department of Labor
Division of Research & Statistics, Pubs. Unit
Building 12, State Office Campus
Albany, NY 12240

Director	Bohdan M. Wynnyk
Deputy Director/Editor	Kevin Jack
Director of Communications	Jill Aurora
Graphic Design	Laura A. Campbell
Editorial Advisor	Jean Genovese



FIRST-CLASS MAIL
U.S. POSTAGE PAID
Albany, NY
Permit No. 365

Regional Analysts' Corner

CAPITAL

Kevin Alexander — 518-242-8245

The Capital Region's private sector job count grew by 8,500, or 2.0 percent, to 440,700 in the year ending March 2019. Growth was centered in leisure and hospitality (+4,500), educational and health services (+1,400), professional and business services (+1,300), natural resources, mining and construction (+600) and trade, transportation and utilities (+600). Losses occurred in information (-200).

CENTRAL NY

Karen Knapik-Scalzo — 315-479-3391

Private sector jobs in the Syracuse metro area rose over the year by 5,100, or 2.0 percent, to 262,000 in March 2019. Job growth was centered in professional and business services (+2,000), educational and health services (+1,300), leisure and hospitality (+900) and trade, transportation and utilities (+800). Losses occurred in financial activities (-200).

FINGER LAKES

Tammy Marino — 585-258-8870

Over the past year, the private sector job count in the Rochester metro area rose by 200 to 453,200 in March 2019. Growth was centered in natural resources, mining and construction (+1,900) and educational and health services (+1,500). Losses were greatest in financial activities (-1,200), professional and business services (-1,000) and leisure and hospitality (-600).

HUDSON VALLEY

John Nelson — 914-997-8798

For the year ending March 2019, private sector jobs in the Hudson Valley increased by 9,800, or 1.2 percent, to 801,200. Gains were largest in educational and health services (+4,700), professional and business services (+2,900), natural resources, mining and construction (+1,800), leisure and hospitality (+1,500) and financial activities (+900). Losses were centered in trade, transportation and utilities (-2,200).

LONG ISLAND

Shital Patel — 516-934-8533

The private sector job count on Long Island increased by 8,900, or 0.8 percent, to 1,134,000 over the year ending March 2019. Gains were centered in educational and health services (+11,500), natural resources, mining and construction (+5,100), leisure and hospitality (+3,000) and manufacturing (+900). The largest losses were in professional and business services (-8,800), information (-1,200) and other services (-1,100).

MOHAWK VALLEY

Brion Acton — 315-793-2282

For the 12-month period ending March 2019, private sector jobs in the Mohawk Valley declined by 300, or 0.2 percent, to 144,700. Growth was centered in leisure and hospitality (+400). Losses were greatest in educational and health services (-500) and professional and business services (-400).

NEW YORK CITY

Elena Volovelsky — 718-613-3971

Private sector jobs in New York City rose over the year by 74,600, or 1.9 percent, to 4,009,700 in March 2019. Gains were greatest in educational and health services (+45,200), professional and business services (+17,900), trade, transportation and utilities (+6,600), information (+4,900) and natural resources, mining and construction (+4,700). Losses were centered in leisure and hospitality (-4,500) and financial activities (-2,300).

NORTH COUNTRY

Anthony Hayden — 518-523-7157

For the 12-month period ending March 2019, private sector jobs in the North Country rose by 200, or 0.2 percent, to 106,600. Growth was centered in educational and health services (+200), manufacturing (+200) and other services (+200). Losses were greatest in natural resources, mining and construction (-400) and trade, transportation and utilities (-400).

SOUTHERN TIER

Christian Harris — 607-741-4480

Private sector jobs in the Southern Tier increased by 1,600, or 0.7 percent, to 224,600 in the year ending March 2019. Growth was centered in educational and health services (+1,000), professional and business services (+600), leisure and hospitality (+400) and manufacturing (+200). Losses were greatest in trade, transportation and utilities (-600).

WESTERN NY

Timothy Glass — 716-851-2742

For the year ending March 2019, private sector jobs in the Buffalo-Niagara Falls metro area rose by 2,800, or 0.6 percent, to 468,400. Gains were greatest in educational and health services (+1,600), natural resources, mining and construction (+900), other services (+800) and financial activities (+500). Losses were centered in professional and business services (-900) and leisure and hospitality (-500).

