

Employment in New York State



Research and
Statistics

A Publication of the New York State
Department of Labor

FEBRUARY 2018

At a Glance

New York State had 9,556,600 total nonfarm jobs in December 2017, including 8,102,700 private sector jobs, after seasonal adjustment. The state's seasonally adjusted private sector job count declined by 200, or less than 0.1%, between November and December 2017, while the nation's job count increased by 0.1% over this period. From December 2016 to December 2017, the number of private sector jobs increased by 1.4% in the state and by 1.7% in the nation (not seasonally adjusted).

In December 2017, New York State's seasonally adjusted unemployment rate decreased from 4.7% to 4.6%. The comparable rate for the nation in December 2017 was 4.1%.

The state's seasonally adjusted labor force participation rate fell over the month, declining from 61.2% to 61.0% in December.

Change in Nonfarm Jobs

December 2016 - December 2017

(Data not seasonally adjusted, net change in thousands)

	Net	%
Total Nonfarm Jobs	113.6	1.2%
Private Sector	111.7	1.4%
Goods-producing	4.2	0.5%
Nat. res. & mining	0.2	4.1%
Construction	12.3	3.4%
Manufacturing	-8.3	-1.9%
Durable gds.	-8.7	-3.4%
Nondurable gds.	0.4	0.2%
Service-providing	109.4	1.3%
Trade, trans. & util.	-4.5	-0.3%
Wholesale trade	3.5	1.0%
Retail trade	-14.1	-1.4%
Trans., wrhs. & util.	6.1	2.0%
Information	-4.4	-1.6%
Financial activities	7.3	1.0%
Prof. & bus. svcs.	30.0	2.3%
Educ. & health svcs.	50.5	2.5%
Leisure & hospitality	21.5	2.4%
Other services	7.1	1.7%
Government	1.9	0.1%

New federal report measures contribution of key industry sector...

The Arts and Culture Sector Continues to Grow in New York State

From masterpieces on view at New York City's Metropolitan Museum of Art, to ballet performances at the Saratoga Performing Arts Center, to Shakespearean plays in Buffalo's Delaware Park, the Empire State's diverse offerings give residents and visitors alike a chance to revel in an internationally recognized center of arts and culture. Yet although New York's arts sector is world renowned, it has been difficult to gauge its overall impact on the broader state economy.

That changed in 2017, when, for the first time, the U.S. Bureau of Economic Analysis (BEA) released data that measured the size and impact of the arts and culture sector for all 50 states and the nation. The rest of this article looks at the various economic contributions made by this sector in New York State.

What is an ACPSA?

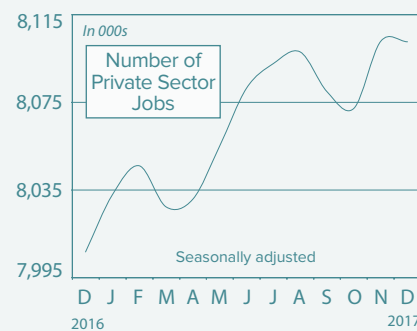
To measure and evaluate the arts and culture sector, BEA analysts developed a tool called the Arts and Cultural Production Satellite Account (ACPSA). A satellite account is used to measure the size of economic sectors, such as travel and tourism, that are not explicitly defined as industries within a country's national income and product accounts.

Staff from the BEA and the National Endowment for the Arts reviewed detailed information on about 5,000 products and services within the U.S. economy. About 400 products and services were selected for inclusion in the ACPSA because they are "intended chiefly as a function of creative or cultural engagement, or are

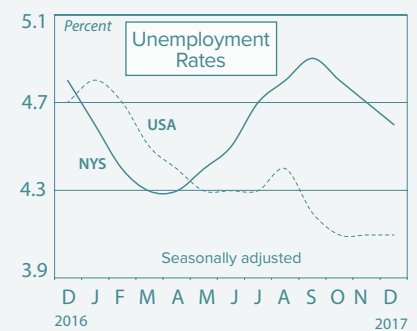
Continued on page 2

In December...

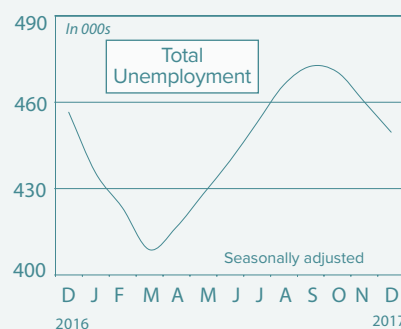
...NYS private sector jobs decreased



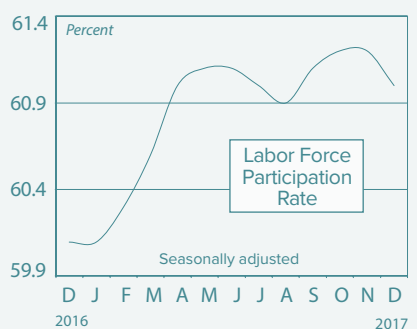
...NYS unemployment rate decreased



...NYS unemployment decreased



...NYS LF participation rate decreased



Focus on the Mohawk Valley

The Mohawk Valley Region Is on an Economic Upswing

by Brion Acton, Labor Market Analyst, Mohawk Valley

The six-county Mohawk Valley region has been on an economic upswing over the last four years. Between the first half of 2013 and the first half of 2017, private sector employment in the region grew by 3,670, or 2.6%, to 145,690, per data from the Quarterly Census of Employment and Wages.

As a result, the Mohawk Valley's jobless rate decreased from 8.6% to 5.4% over the same period, while the number of unemployed residents in the region declined from 19,900 in the first half of 2013 to 11,700 in the first half of 2017. This article examines the industry sectors that added the most private sector jobs in the region in 2013-17.

Top Regional Job Gainers, 2013-17

Between 2013 and 2017, health care and social assistance added the most jobs in the region, growing by 2,510, or 7.0%, to 38,620. Social assistance contributed the most jobs within this industry sector, expanding by 1,920, with growth centered in vocational rehabilitation services. Ambulatory health care contributed to job growth in the broader health care and social assistance industry sector by adding 570 jobs. Job growth in ambulatory health care was primarily in outpatient care centers and home health services, reflecting in part the region's increasing number of elderly residents.

The second largest job gain was in accommodation and food services, which saw its job count grow by 1,020, or 7.5%, to 14,660. Accommodation made up the greatest portion of this gain, growing by 690. This was largely due to an expanding hotel

and motel industry, especially around the Harbor Point area in the City of Utica. Food services and drinking places chipped in an additional 320 jobs, with restaurants and other eating places primarily responsible for the increase. This local employment growth underscores the fact that the travel and tourism sector is a growing segment of the Mohawk Valley regional economy.

Manufacturing experienced a resurgence in the region. The number of factory jobs grew by 780, or 4.6%, to 17,860. Manufacturing industries that added the most jobs included: food (+420), electrical equipment and appliances (+260), primary metals (+250) and paper (+190).

Factory jobs are an important part of the region's employment base since they pay above-average wages. In 2016, the region's average annual wage in manufacturing was \$47,470, almost 25% higher than the Mohawk Valley's overall private sector wage of \$38,100.

From 2013 to 2017, the region's transportation and warehousing employment count grew by 490, or 6.6%, to 7,890. Most of the job gains in this industry sector were in warehousing and storage, which saw its job count grow by 500. Gains in transit and ground passenger transport (+150) and couriers and messengers (+140) also contributed to job growth in this industry sector. Workers in transportation and warehousing were paid average annual salaries of \$40,310 in 2016, about 6% higher than the region's private sector average.



"The six-county Mohawk Valley region has been on an economic upswing over the last four years."

Due to its central location, many distribution centers have been built in the Mohawk Valley in recent years. The warehousing and storage industry's share of local private sector jobs is about 3.5 times higher than in the overall U.S. economy. The industry saw its job count grow by almost 1,800 in 2000-16.

In addition, the region's warehousing and storage network facilitates the movement of millions of dollars of New York State products to regional, national and international customers each year. The Mohawk Valley region is poised to add an additional 700 jobs in this industry when the Tractor Supply (Herkimer County) and Dollar General (Montgomery County) distribution centers are completed within the next year.

Summary

The Mohawk Valley's regional economy is currently in transition. While the region has lost many factory jobs over the years, it is reinventing itself as a destination for companies looking to establish distribution networks, bringing good-paying jobs that are well-suited for the region's workforce. The Mohawk Valley is also seeing a resurgence in some 'legacy' manufacturing industries that have found a niche in a region once primarily known for its mills and tanneries.

Arts and Culture... from page 1

intended primarily to facilitate access to such commodities."

Under this definition, the ACPSA includes two main groups. "Core" industries are those that originate ideas and content associated with the creation of arts and culture (e.g., art galleries). "Supporting" industries produce and disseminate arts and cultural commodities (e.g., broadcasters). A third category – "other industries" – includes industries that are outside of the core and supporting groups.

It is important to note that within a particular "core" or "supporting" industry, only the share of industry jobs directly related to

arts and cultural production is counted in the ACPSA. For example, while 92% of museum jobs (core industry) are counted in the ACPSA, only 40% of publishing jobs (supporting industry) make the cut.

The ACPSA helps to identify and then estimate the value of the "creative chain" associated with arts and cultural production. For example, it can measure the economic value as we move from the creation of a cultural product (composing a symphony), to its production (the performance being recorded in a studio), to its distribution (music CD, streaming) and finally to its consumption by the end user.

New York's ACPSA by the Numbers

In 2014, the arts and culture sector accounted for 459,942 jobs, or 4.9% of total employment, in New York. This employment count measures the number of wage-and-salary jobs in the state, where the workers are engaged in the production of ACPSA goods and services.

In addition, New York's ACPSA industries paid out \$45.5 billion in compensation, accounting for 5.8% of total compensation in the state in 2014, per the BEA. The average compensation per worker in New York State's ACPSA industries was \$98,960. Compensation consisted of remuneration,

Unemployment Rates in New York State

Data Not Seasonally Adjusted

	DEC '16	DEC '17		DEC '16	DEC '17		DEC '16	DEC '17
New York State	4.5	4.4	Hudson Valley	4.1	4.3	Finger Lakes	4.8	5.1
Capital	4.1	4.4	Dutchess	4.0	4.1	Genesee	4.9	5.3
Albany	3.8	4.0	Orange	4.1	4.4	Livingston	5.0	5.1
Columbia	3.6	3.8	Putnam	3.9	4.1	Monroe	4.6	5.0
Greene	5.0	5.5	Rockland	3.9	4.2	Ontario	4.5	4.8
Rensselaer	4.0	4.3	Sullivan	4.9	5.3	Orleans	5.9	6.2
Saratoga	3.7	4.1	Ulster	4.3	4.4	Seneca	4.9	4.6
Schenectady	4.1	4.5	Westchester	4.0	4.4	Wayne	5.2	5.2
Warren	6.0	6.5	Mohawk Valley	5.2	5.5	Wyoming	6.2	6.1
Washington	4.9	4.9	Fulton	5.7	6.0	Yates	4.6	4.8
Central New York	5.0	5.2	Herkimer	5.9	6.1	Western New York	5.3	5.6
Cayuga	5.1	5.0	Montgomery	5.7	5.9	Allegany	6.6	6.5
Cortland	6.0	6.4	Oneida	4.9	5.2	Cattaraugus	6.3	6.6
Madison	5.7	5.7	Otsego	5.0	5.2	Chautauqua	6.2	6.2
Onondaga	4.4	4.6	Schoharie	5.5	5.3	Erie	4.9	5.2
Oswego	6.8	6.8	North Country	6.4	6.5	Niagara	6.2	6.5
Southern Tier	5.1	5.4	Clinton	5.3	5.2	Long Island	3.9	4.2
Broome	5.3	5.6	Essex	6.1	6.3	Nassau	3.6	4.0
Chemung	5.2	5.5	Franklin	5.9	6.4	Suffolk	4.1	4.5
Chenango	5.3	5.8	Hamilton	9.8	11.3	New York City	4.4	3.9
Delaware	5.5	5.7	Jefferson	7.1	7.2	Bronx	6.1	5.5
Schuyler	6.8	7.3	Lewis	7.6	6.8	Kings	4.5	4.0
Steuben	5.9	6.2	St. Lawrence	6.6	6.7	New York	3.9	3.5
Tioga	4.8	5.1				Queens	3.8	3.4
Tompkins	3.8	3.9				Richmond	4.4	3.8

Arts and Culture... from page 2

Arts and Culture Sector Employment and Compensation, New York State, 2014

Total Employment*	459,942
Core Industries	133,999
Supporting Industries	313,571
Total Compensation (\$ billions)*	\$45.5
Core Industries (\$ billions)	\$12.6
Supporting Industries (\$ billions)	\$31.9
Average Compensation/Worker*	\$98,960
Core Industries	\$93,890
Supporting Industries	\$101,730

* Figures include data for other industries, which are not listed in this table.

Source: U.S. Bureau of Economic Analysis

including wages and salaries, as well as benefits, such as employer contributions to pension and health funds.

In New York, 29% of arts and culture jobs were found in “core” industries. The five largest core ACPSA industries by job count were: advertising (25,146), performing arts companies (17,253), museums (16,205), promoters of performing arts and similar events (13,308) and educational services (13,039). Core industries paid out \$12.6 billion in total compensation, with an average of \$93,890 per worker.

“Supporting” industries account for 68% of ACPSA employment in the state. The

top five supporting ACPSA industries by employment were: government (90,075), motion pictures (56,780), retail industries (50,269), broadcasting (35,593) and publishing (29,689). Supporting industries paid out \$31.9 billion in total compensation, with an average of \$101,730 per worker.

New York's Arts and Culture Sector

New York State ranks second among all states in the nation in both ACPSA employment and total compensation. Only California's ACPSA sector is bigger.

New York's economy has become increasingly specialized in the production of arts and culture products and services. BEA data indicate the sector's share of total jobs in the state was 47% higher than the comparable U.S. average in 2014. The concentration of jobs in core industries alone was twice as high in New York than in the nation.

The arts and culture sector has been a growing segment of the state economy. New York's total ACPSA job count grew by 1.5% between 2013 and 2014, outpacing the 1.3% increase at the national level. Similarly, ACPSA compensation grew by 6.3% in New York in 2014, compared with an increase of 5.0% for the U.S.

Summary

Satellite accounts help us to better understand the economic dimensions of non-traditional industry groups. With the introduction of the ACPSA in 2017, the BEA has developed a tool that is useful for analyzing and gaining deeper insights into the economic impact of New York's world-renowned arts and culture sector.

So, the next time you watch a Broadway show or visit one of our world-class museums, remember that the arts and culture sector makes an important contribution to the overall state economy! For more information about the BEA's ACPSA, see: www.bea.gov/regional/arts-and-culture/.

by Kylee Teague

Employment in New York State is published 12 times a year. To request a change of address, write to the address below and provide your old and new addresses.

New York State Department of Labor
Division of Research & Statistics, Pubs. Unit
Building 12, State Office Campus
Albany, NY 12240

Director	Bohdan M. Wynnyk
Editor	Kevin Jack
Director of Communications	Cullen Burnell
Graphic Design	Laura A. Campbell
Editorial Advisor	Jean Genovese



FIRST-CLASS MAIL
U.S. POSTAGE PAID
Albany, NY
Permit No. 365

Regional Analysts' Corner

CAPITAL

James Ross — 518-242-8245

Private sector jobs in the Capital Region increased by 4,300, or 1.0 percent, to 442,600 in the year ending December 2017. Job gains were centered in leisure and hospitality (+3,300), educational and health services (+900), financial activities (+800) and natural resources, mining and construction (+400). Losses were focused in professional and business services (-1,100) and trade, transportation and utilities (-400).

CENTRAL NY

Karen Knapik-Scalzo — 315-479-3391

Private sector jobs in the Syracuse metro area rose over the year by 3,600, or 1.4 percent, to 265,600 in December 2017. Growth was centered in educational and health services (+2,000), leisure and hospitality (+1,800), professional and business services (+1,300) and manufacturing (+500). Job losses occurred in financial activities (-1,100) and trade, transportation and utilities (-1,000).

FINGER LAKES

Tammy Marino — 585-258-8870

Private sector jobs in the Rochester metro area fell over the year by 2,800, or 0.6 percent, to 455,400 in December 2017. Gains were greatest in educational and health services (+1,900), leisure and hospitality (+900) and natural resources, mining and construction (+800). Losses were centered in trade, transportation and utilities (-2,900), professional and business services (-2,100) and financial activities (-1,100).

HUDSON VALLEY

John Nelson — 914-997-8798

For the year ending December 2017, private sector jobs in the Hudson Valley rose by 11,500, or 1.4 percent, to 807,800. Gains were largest in educational and health services (+4,800), trade, transportation and utilities (+4,500) and natural resources, mining and construction (+2,100). Job losses were centered in information (-700) and leisure and hospitality (-700).

LONG ISLAND

Shital Patel — 516-934-8533

Private sector jobs on Long Island increased over the year by 5,600, or 0.5 percent, to 1,155,500 in December 2017. Gains were largest in educational and health services (+7,500), leisure and hospitality (+4,200) and natural resources, mining and construction (+2,200). Declines were centered in trade, transportation and utilities (-4,000) and professional and business services (-1,900).

MOHAWK VALLEY

Brion Acton — 315-793-2282

Over the past year, private sector jobs in the Mohawk Valley rose by 900, or 0.6 percent, to 148,800 in December 2017. Job gains were centered in educational and health services (+900) and leisure and hospitality (+400). Losses were largest in trade, transportation and utilities (-200).

NEW YORK CITY

James Brown — 718-613-3971

Private sector jobs in New York City rose over the year by 65,200, or 1.7 percent, to 3,936,000 in December 2017. Gains were largest in educational and health services (+23,500), professional and business services (+16,600), financial activities (+14,000) and natural resources, mining and construction (+10,100). Losses were greatest in information (-7,000) and trade, transportation and utilities (-5,700).

SOUTHERN TIER

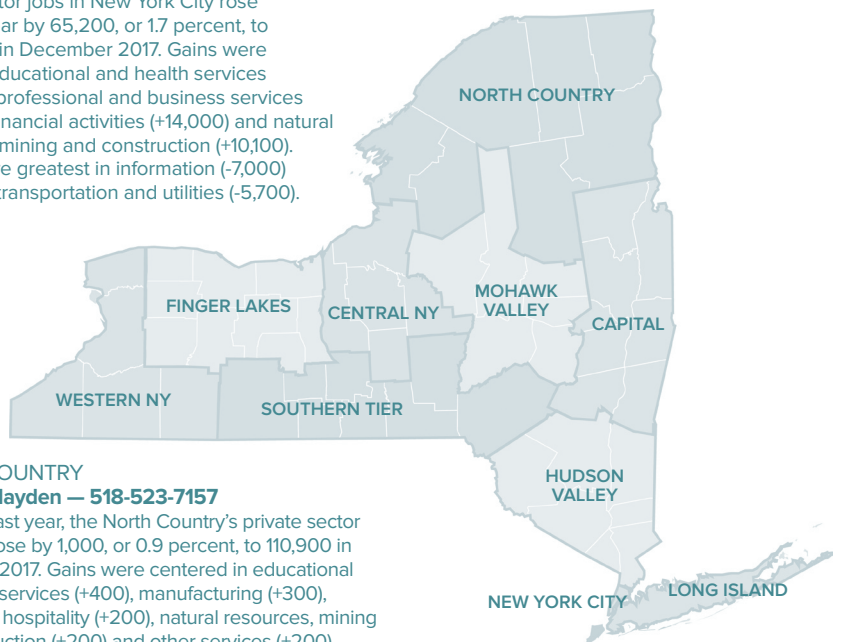
Christian Harris — 607-741-4485

For the year ending December 2017, the Southern Tier's private sector job count rose by 1,300, or 0.6 percent, to 229,300. Job gains were centered in educational and health services (+1,600), leisure and hospitality (+700) other services (+300) and natural resources, mining and construction (+200). Losses were greatest in trade, transportation and utilities (-600) and financial activities (-400).

WESTERN NY

John Slenker — 716-851-2742

Over the past year, private sector jobs in the Buffalo-Niagara Falls metro area fell by 4,900, or 1.0 percent, to 474,500 in December 2017. Gains were centered in educational and health services (+2,000) and other services (+1,500). Employment losses were greatest in leisure and hospitality (-2,900), trade, transportation and utilities (-1,900), financial activities (-1,800) and professional and business services (-1,800).



NORTH COUNTRY

Anthony Hayden — 518-523-7157

Over the past year, the North Country's private sector job count rose by 1,000, or 0.9 percent, to 110,900 in December 2017. Gains were centered in educational and health services (+400), manufacturing (+300), leisure and hospitality (+200), natural resources, mining and construction (+200) and other services (+200). Employment losses were focused in trade, transportation and utilities (-200).

The New York State Department of Labor is an Equal Opportunity Employer/Program. Auxiliary aids and services are available upon request to individuals with disabilities.